

# GEDORE TORQUE SOLUTIONS



# HIGH-LEVEL CORDLESS TORQUE WRENCH WITH COLOUR DISPLAY



---

Dear customers, business partners,  
and tool users,

**GEDORE Torque Solutions** presents the new generation of its powerful **LDA high-level cordless torque wrench** up to 6000 Nm. The compact and lightweight devices with low maintenance brushless technology makes bolting tasks even easier and more efficient.

Our products remain innovative, demanding and benefit from 45 years of concentrated expertise in toolmaking and high level torque bolting technology.












Our cordless **Railway Torque Wrench LDB-10**, awarded with the Competence Prize for Innovation and Quality Baden-Württemberg 2015, will continue to be a battery-driven lightweight (only 17.2 kg) suitable for one-man operations replacing the classic bolting machine, impact wrench and sleeper drill. In 2017 the LDB-10 was released as one of the first tools from the 1 % and 5 % prescribed check (valid for Deutsche Bahn).

The latest generation of high-speed bolting also comes from **GEDORE Torque Solutions GmbH**. Our **LHD** with detachable magnetic display and adjustable handles combines power and speed: for a faster insertion bolt by bolt. With powerful 7 500 Nm it defies wind and weather.


You can find out more about these products on the following pages.

We hope you enjoy browsing through the new catalogue.

**YOUR GEDORE TORQUE SOLUTIONS GMBH TEAM OF EXPERTS**

1		INNOVATIONS		6
2		CORDLESS TORQUE WRENCH LDA, LAW series – new generation	90–6000 Nm	10 14
3		ELECTRIC TORQUE WRENCH LDE, LEW series	90–13 000 Nm	16
		CRANE TORQUE WRENCH LEW-L series, LAW-L	1100–9500 Nm	21
4		PNEUMATIC TORQUE WRENCH LPK series LPK-X series	80–12 800 Nm 80–4200 Nm	24 26
5		HYDRAULIC SOLUTIONS LDH, LDK series Hydraulic Units	60–27 000 Nm 800 bar	30 36
6		MANUAL SOLUTIONS LKV series LKS series	50–54 000 Nm RSW 32–115 mm	40 48
7		BOLTING SOFTWARE Documentation module TRACK, quality management module QS		50
8		TORQUE TESTING BENCH TECHNOLOGY LDP series LTC series	100–15 000 Nm 100–5000 Nm	54 56
9		SPECIAL SOLUTIONS For customer specific requirements and different industrial sectors		60
10		COMPANY AND SERVICES The company and its services at a glance Quality management · company history · GEDORE Torque Solutions worldwide		72





# OUR NEW INNOVATIONS



## New generation of the LDA/LAW series ergonomic, powerful and lightweight

With low-maintenance brushless technology and new ergonomic design we present the LDA high-level cordless torque wrench up to 6 000 Nm in a new generation. Intelligent, flexible and smaller than its predecessor whilst lighter and more powerful. The desired torque range can be adjusted in steps. Powerful drive is provided by the efficient and fast brushless motor with 2-speed gearbox and powerful 270 Wh system power.

- › Torque range from 90-6 000 Nm
- › Brushless Technology – low maintenance
- › Stepped torque adjustment
- › Ergonomic handle for safe & non-fatiguing use
- › System power of 270 Wh with three powerful lithium-ion batteries (90 Wh/18 V/5 Ah)
- › Repeatability tolerance less than +/- 3 %
- › Also available in angled versions



See for yourself  
– take a look at our new  
LDA-Video!

Further information on pages 10–13.  
For a detailed, individual presentation of our torque wrench LDA  
please contact us.





## The heavy duty torque wrench with magnetic colour display and adjustable handles

Our LHD with detachable magnetic display and adjustable handles combines power and speed: for a faster insertion bolt by bolt. More than twice as fast than other suppliers when docking - for a faster reset from bolt to bolt. The Brushless Technology ensures a longer service life of the torque wrench. Due to strong voltage fluctuations it is often impossible in the wind power sector to use electrically driven bolting equipment with the required accuracy. This is avoided with the LHD bolting device by a voltage conversion using our Powerbox - this way the bolting device is always provided with the necessary voltage for correct performance. With detachable, magnetic display and adjustable handles, the LHD scores in terms of flexibility and accuracy.

- › Torque range: 800–7 500 Nm
- › Process-safe working in wind and weather
- › Documentation of more than 10 000 bolt-connections (module TRACK) – optional
- › Documentation and pre-defining of different bolting operations (module QS) – optional
- › Torque
- › Torque angle – optional
- › Inductive interface for data transmission
- › Torque adjustment in 10 Nm steps
- › Removable, magnetic display with cable length of 2m
- › Adjustable handles for easier work and optimal power distribution in every situation
- › Optical and an acoustic zero-error strategy
- › Repeatability tolerance less than +/- 2 %

Further information on pages 72–73.

For a detailed, individual presentation of our Heavy Duty torque wrench LHD please contact us.

## Exemption from the prescribed check for railway torque wrench LDB-10 (valid for Deutsche Bahn)

Basically, new bolted connections on rail tracks should be documented and randomly tested. As one of the first maintenance tools, the LDB-10 Universal railway torque wrench has now been relieved of the 1 % and 5 % prescribed check. Thus saving considerable amounts of resource and costs to the end user.

### Calculation example:

1 km rail = 6.666 bolts  
+Verify: 66 or 336 bolts (with 1 % or 5 % prescribed check)

### Effort and costs of the prescribed check

2 persons each 1 minute perbolt x 60 €/h = 2 €/bolt

+ 1 km rail = 132,00 € verification costs (with 1 % prescribed check)  
+ 1 km rail = 672,00 € verification costs (with 5 % prescribed check)

The LDB-10 amortizes itself after 19 km of rail (with 5 % prescribed check) or 96 km (with 1 % prescribed check)

Further information on pages 70–71.

For a detailed, individual presentation of our railway torque wrench LDB please contact us.



See for yourself  
– take a look at our  
LDB-Video!





1. Gang		2. Gang	
7	3188 Nm	7	1055 Nm
6	2770 Nm	6	910 Nm
5	2352 Nm	5	765 Nm
4	1934 Nm	4	620 Nm
3	1516 Nm	3	475 Nm
2	1098 Nm	2	330 Nm
1	680 Nm	1	185 Nm

# LDA, LAW, LDA/LAW SOLUTION CORDLESS TORQUE WRENCH



## LDA



## SCOPE OF DELIVERY

- › DEVICE
- › REACTION ARM CRANKED
- › 3 BATTERIES
- › CHARGER
- › TOOL BOX
- › OPERATING MANUAL
- › FACTORY CALIBRATION CERTIFICATE



## LAW



## SCOPE OF DELIVERY

- › DEVICE
- › REACTION ARM CRANKED
- › 3 BATTERIES
- › CHARGER
- › TOOL BOX
- › OPERATING MANUAL
- › FACTORY CALIBRATION CERTIFICATE



# CORDLESS TORQUE WRENCH IN NEW GENERATION LDA/LAW SERIES, 90-6000 Nm

Microprocessor-controlled electronics with shut-off function

Brushless Technology low-maintenance

Torque values readable on the label

Ergonomic grip for safe & non-fatiguing use

Stepless torque adjustment

Repeatability +/- 3%

With LED status signal

Automatic device switch-off when torque achieved. Wrench slackens (back off) after torque is applied

Individual GEDORE factory calibration certificate

System performance: 270 Wh powerful 90 Wh (18 V/5 Ah) lithium-ion battery

2. Gang	
Nm 1	440 Nm
Nm 2	508 Nm
Nm 3	811 Nm
Nm 4	909 Nm
Nm 5	929 Nm
Nm 6	1082 Nm
Nm 7	1145 Nm

LAW series

See for yourself  
- take a look at our new  
LDA-Video!



## The new cordless torque wrench up to 6000 Nm

Even more powerful, intelligent and flexible - and at the same time much smaller and lighter than its predecessor: The new generation of LDA cordless torque wrench with ergonomic grip and low-maintenance brushless technology. With our further developed and proven high level cordless torque wrench, bolting operations can be carried out independently and safely.

It generates torques of up to 6000 Nm with specially manufactured planetary gearboxes. The powerful lithium-ion battery mean that applications at high altitude or in confined spaces are easy overcome. Once the battery is fully discharged, you can switch to electrical operation thanks to the optionally available hybrid cube.



### Our secret: Intelligent microprocessor electronics

The heart of the cordless torque wrench is the switch-off electronics with microprocessor control. This allows the tightening torque for each bolting operation to be precisely maintained and ensures stable torque accuracy over the entire discharging cycle of the battery.

### Integrated gear protection and processor-controlled safety

The microprocessor prevents gear damage when loosening hard bolted connections. The low-backlash gear with a housing made of high-performance aluminium was specially developed further for this series. An active release function ensures that the wrench automatically releases after work is complete and can thus be easily removed from the bolt.

### An unbeatable combination

Battery technology and microprocessor electronics complement each other perfectly. Our microprocessor electronics increases and regulates the battery voltage. Thus, the battery life is extended and the torque kept constant during the operating cycle.

The scope of delivery of the cordless torque wrench includes a system performance of 270 Wh, consisting of three lithium-ion batteries (90 Wh/18 V/5 Ah).

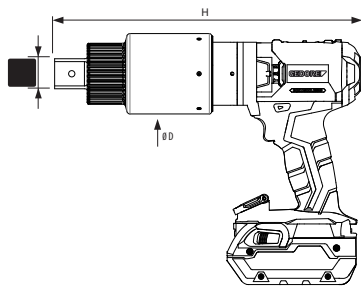
With the latest Brushless Technology, the LDA becomes even more efficient. The brushless motor replaces the brushed universal motor and thus requires less maintenance.

### Lies comfortably in the hand

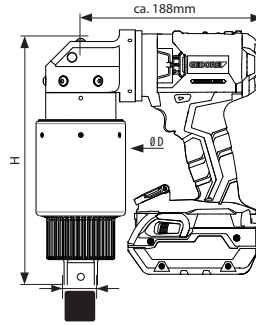
The ergonomic grip is non-slip and fatigue-free in the hand and ensures safe working. The braked 360°-rotating drive unit prevents any injuries to the operator when used in confined spaces.



Technical data



LDA series – straight version



LAW series – angled version

Type	N-m min <sup>*1</sup> /max <sup>*2</sup>	lbf·ft min <sup>*1</sup> /max <sup>*2</sup>	~ U/min	■	Ø D mm	H mm	kg <sup>*3</sup>
LDA-05	90 - 500	60 - 370	46	3/4"	80	255	3.3
LDA-07	120 - 700	80 - 520	29	3/4"	80	287	3.9
LDA-12	200 - 1200	150 - 890	20	3/4"	80	287	3.9
LDA-15	250 - 1500	180 - 1110	15	1"	88	303	5.0
LDA-22	300 - 2200	220 - 1630	10	1"	90	321	5.6
LDA-32	400 - 3200	290 - 2360	7	1"	88	344	6.1
LDA-40	500 - 4000	370 - 2950	5,5	1"	88	344	6.1
LDA- 60	700 - 6000	510 - 4430	3,5	1 1/2"	102	359	7.8
LAW-12	200 - 1200	150 - 890	20	3/4"	80	223	5.2
LAW-22	300 - 2200	220 - 1630	10	1"	90	255	6.9
LAW-32	400 - 3200	290 - 2360	7	1"	88	279	7.3
LAW-40	500 - 4000	370 - 2950	5,5	1"	88	279	7.3
LAW-60	700 - 6000	510 - 4425	3,5	1 1/2"	102	295	9.1

<sup>\*1</sup>Lowest torque in 2nd gear    <sup>\*2</sup> Maximum torque in 1st gear    <sup>\*3</sup>Without reaction arm with battery    Battery: 740g  
 Vibration is less than 2.5 m/s<sup>2</sup>    The continuous sound pressure as per DIN 455635 is < 80 dB(A)  
 Further torque ranges on request. All rights reserved. Subject to modifications without prior notice.



Scope of delivery

- › Device
- › Hand grip (from LAW-60 see page 21)
- › Reaction arm cranked with lock on function made of chrome vanadium steel
- › 3x Lithium-ion battery (90 Wh/18 V/5 Ah)
- › Charger 220-240 V; 50/60 Hz or 110-120 V; 50/60 Hz for USA
- › Tool box
- › Operating instructions
- › Factory calibration certificate

Optional accessories

- › Reaction arm made of light alloy, straight with adjustable locking knob with movable square-end and retaining ring
- › Reaction ring for bespoke reaction arm design
- › Hybrid Cube
- › Car charger for 12 V connection



\*USA: Illustration similar

\*Illustration similar

\*Illustration similar

# OUR TORQUE WRENCH IN DIFFERENT BOLTING SITUATIONS

i



Source: MERK Timber GmbH



## Metropol Parasol, Sevilla

The new landmark in Seville, Spain, was mounted with the high-torque cordless torque wrench (LDA). A total of 21900 bolted connections were tightened on the wooden construction.

## Rhenish lignite mining area

In the Rhenish lignite mining area, complex piping systems run through the openpit mining, which serve for drainage and pollution control. In some areas, steel flanged pipes are being dismantled, which have been used for over 10 years of drainage and installed in the ground. Due to the years of weathering and the resulting corrosion of the bolt connections, disassembly work is often a challenge for these tubes. To solve these bolted connections and to install new lines our LDA is used.



Source: RWE POWER, TAGEBAU HAMBACH



## Football stadium TSG Hoffenheim

The roof structure of the football stadium belonging to TSG 1899 Hoffenheim was mounted with our cordless torque wrench.





# LDE, LEW

## ELECTRIC TORQUE WRENCH

### LDE



### SCOPE OF DELIVERY

- › DEVICE
- › REACTION ARM CRANKED
- › TOOL BOX
- › OPERATING MANUAL
- › FACTORY CALIBRATION CERTIFICATE



### LEW/LAW



### SCOPE OF DELIVERY

- › DEVICE
- › REACTION ARM CRANKED
- › TOOL BOX
- › OPERATING MANUAL
- › FACTORY CALIBRATION CERTIFICATE



# THE ELECTRIC TORQUE WRENCH

## LDE/LEW SERIES, 90 - 13000 Nm



High input voltage and frequency range (200-260V, 47-63Hz), designed for international use

Electronic R/L switching function

Torque values readable on the label

Digital display with visual-acoustic operator guidance for even simpler operation

Optional: Torque rotation angle mode

Planetary gear unit with Ceramic-Teflon®-coated tooth flanks



Supplied with individual GEDORE factory calibration certificate



LEW series





### Resistant gear unit combined with intelligent electronics

Setting new standards with the robust gear unit housing and intelligent electronics under the display: Service functions such as overload and recalibration are displayed to the user. In default, the display shows the torque level. In addition, if required, the display can be changed from torque level to torque value.



### Reliable documentation of results with the bolting module TRACK

The classical electric high-level torque wrench is also available with the TRACK documentation function. Designed for the toughest construction site applications, the inductive data transmission system is used for non-contact transfer of your data to the laptop/PC where you can conveniently edit them further.

### Further functions (optional)

Optionally, the electric torque wrench, which is available in straight and angled versions, can be upgraded with a data read-out function, the torque-rotation angle mode and the Nm display function.

**>>** More information about documentation modules see pages 54/55



### The display and its functions:

Torque mode



5 digit display



Gear display



Select button



Potentiometer wheel for torque settings and menu navigation



Inductive interface



Torque angle rotation mode



Unit display



Enter key



Rotation direction LED to indicate drive direction



# HAND GRIP



From version size LDE-70, the electric torque wrench is supplied with a rotating hand grip to facilitate the easy operation of the device.



The hand grip is included from size LEW-60 for the angled electric torque wrenches.




## Scope of delivery

- > Device
- > Hand grip (from LDE-70/LEW-60)
- > Reaction arm cranked with lock on function made of chrome vanadium steel
- > Tool box
- > Operating instructions
- > Factory calibration certificate

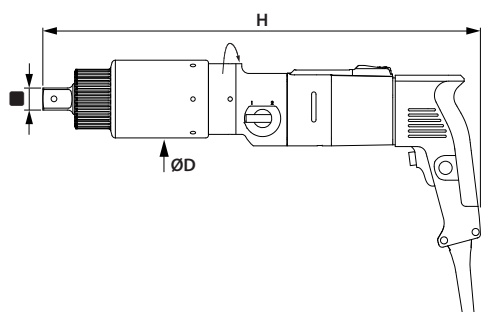


## Optional accessories

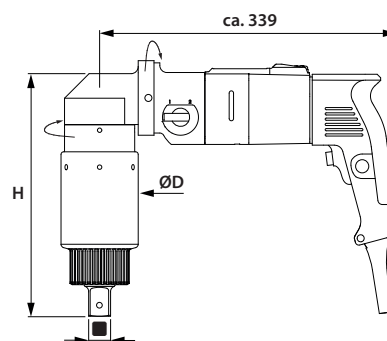
- > Reaction arm made of light alloy, straight with adjustable locking knob with movable square-end and retaining ring
- > Reaction ring for bespoke reaction arm design
- > Module LE.TRACK



## Technical data



LDE series – straight version



LEW series – angled version

## LDE series - straight version

Type	N-m min <sup>*1</sup> /max <sup>*2</sup>	lbf-ft min <sup>*1</sup> /max <sup>*2</sup>	~ U/min	■	Ø D mm	H mm	⚖ <sup>*3</sup> kg
LDE-05	90 - 500	70 - 370	44	3/4"	80	405	4.5
LDE-075	100 - 750	80 - 550	22	3/4"	80	439	5.0
LDE-15	250 - 1500	180 - 1110	20	1"	88	455	6.1
LDE-28	350 - 2800	260 - 2050	6	1"	88	495	7.3
LDE-40	500 - 4000	370 - 2950	5	1"	88	495	7.3
LDE-60	700 - 6000	520 - 4400	3.5	1 1/2"	102	515	9.2
LDE-70	850 - 7500	630 - 5500	3	1 1/2"	128	531	12.1
LDE-90	1100 - 9000	810 - 6600	2.5	1 1/2"	142	542	14.0
LDE-120	1600 - 13 000	1180 - 9500	2	1 1/2"	174.5	560	20.0

<sup>\*1</sup> Lowest torque in 2nd gear    <sup>\*2</sup> Maximum torque in 1st gear  
The continuous sound pressure as per DIN 455635 is 78 dB (A)

<sup>\*3</sup> Without reaction arm    Vibration is less than 2.5 m/s<sup>2</sup>  
Further torque ranges on request. All rights reserved. Subject to modifications without prior notice.

## LEW series - angled version

Type	N-m min <sup>*1</sup> /max <sup>*2</sup>	lbf-ft min <sup>*1</sup> /max <sup>*2</sup>	~ U/min	■	Ø D mm	H mm	⚖ <sup>*3</sup> kg
LEW-05	90 - 500	70 - 370	44	3/4"	80	187	5.8
LEW-075	100 - 750	80 - 550	22	3/4"	80	220	6.4
LEW-15	250 - 1500	180 - 1110	20	1"	88	236	7.3
LEW-28	350 - 2800	260 - 2050	6	1"	88	276	8.6
LEW-40	500 - 4000	370 - 2950	5	1"	88	276	8.6
LEW-60	700 - 6000	520 - 4400	3.5	1 1/2"	102	296	10.7
LEW-70	850 - 7500	630 - 5500	3	1 1/2"	128	311	12.9
LEW-95	1100 - 9500	810 - 7000	2.5	1 1/2"	142	323	14.6
LEW-120	1600 - 13 000	1180 - 9500	2	1 1/2"	174.5	340	20.6

<sup>\*1</sup> Lowest torque in 2nd gear    <sup>\*2</sup> Maximum torque in 1st gear  
The continuous sound pressure as per DIN 455635 is 78 dB (A)

<sup>\*3</sup> Without reaction arm    Vibration is less than 2.5 m/s<sup>2</sup>  
Further torque ranges on request. All rights reserved. Subject to modifications without prior notice.

# THE STEEL STRUCTURE TORQUE WRENCH

The steel structure torque wrench must be light but robust in design for the assembly of bridges or steel construction projects.

We are prepared for such situations.

Decades of experience and development work, combined with the known high quality requirements, are clearly demonstrated by the torque wrenches in this range. As with all series devices, you can rely on the acknowledged torque precision of these special versions.



## Technical data

Type	N·m min*1/ max*2	lbf·ft min*1/ max*2	~ U/min	■	Ø D mm	H mm	⚖ <sup>*3</sup> kg
LDE-09ST	120 - 900	90 - 670	19.0	3/4"	80	439	5.2
LDE-16ST	300 - 2200	220 - 1620	7.0	1"	88	472	6.6
LDE-28ST	450 - 3200	330 - 2360	6.1	1"	88	495	7.3
LEW-09ST	120 - 900	90 - 670	19.0	3/4"	80	220	6.5
LEW-16ST	300 - 2200	220 - 1620	7.0	1"	88	253	7.9
LEW-28ST	450 - 3200	330 - 2360	6.1	1"	88	276	8.6

\*1 Lowest torque in 2nd gear  
The continuous sound pressure as per DIN 455635 is 78 dB (A).

\*2 Maximum torque in 1st gear

\*3 Without reaction arm

Vibration is less than 2.5 m/s<sup>2</sup>

All rights reserved. Subject to modifications without prior notice.



### Steel Structure Torque Wrench

LDE-/LEW-09ST; Tightening of HV-connections from M12 to M24 (10.9)

LDE-/LEW-16ST; Tightening of HV-connections from M16 to M30 (10.9)

LDE-/LEW-28ST; Tightening of HV-connections from M20 to M36 (10.9)



# THE CRANE TORQUE WRENCH

There are applications where torque wrenches have to provide even more power. This includes crane assembly at great heights. The devices in L-version are specially designed for the HV bolted connections on the tower sections of the Liebherr HC and EC models.

We also offer the complete package here for the demanding user. Starting from the gear unit diameter precisely matched to the tower section and conical impact sockets right up to the appropriate reaction arm made of high-performance aluminium.

In addition, higher loosening torques for disassembly, as well as special equipment and torque settings for other crane manufactures are available.



## Technical data

### Electric/Cordless Torque Wrench

Type	N-m min <sup>*1</sup> /max <sup>*2</sup>	lbf-ft min <sup>*1</sup> /max <sup>*2</sup>	~ U/min	■	Ø D mm	H mm	kg <sup>*3</sup>
LEW-60L	1200 - 6500	880 - 4800	3.5	1 1/2"	102	296	10.7
LEW-75L	1840 - 7500	1360 - 5535	1.6	1 1/2"	102	317	12.0
LEW-95L	1100 - 9500	810 - 7000	2.2	1 1/2"	138	324	17.7
LAW-75L	950 - 7.500	1.387 - 5.532	2.6	1 1/2"	102	295	11.5

<sup>\*1</sup> Lowest torque in 2nd gear    <sup>\*2</sup> Maximum torque in 1st gear    <sup>\*3</sup> Without reaction arm  
All rights reserved. Subject to modifications without prior notice.

Also available as a Heavy Duty version. LEW-60L with increased torque.



### Scope of delivery

- › Device
- › Hand grip
- › Reaction arm, HC-Design
- › Tool box
- › Operating instructions
- › Factory calibration certificate



### Optional accessories

- › Reaction arm EC-Design
- › SL type impact socket
- › Module LE.TRACK (at LEW)







# LPK, LPK-X

## PNEUMATIC TORQUE WRENCH

### LPK



### SCOPE OF DELIVERY

- › DEVICE
- › REACTION ARM CRANKED
- › TOOL BOX
- › OPERATING MANUAL
- › FACTORY CALIBRATION CERTIFICATE



### LPK-X



### SCOPE OF DELIVERY

- › DEVICE
- › REACTION ARM CRANKED
- › TOOL BOX
- › OPERATING MANUAL
- › FACTORY CALIBRATION CERTIFICATE



# THE PNEUMATIC TORQUE WRENCH

## LPK SERIES, 80 - 12800 Nm



+ Ergonomic pistol grip made of resistant pressure-cast aluminium

+ Braked 360°-rotating motor unit for comfortable working with optimal operator safety

+ Torque values readable on the label

+ Rocker switch for simple change of rotation direction

+ Planetary gear unit with Ceramic-Teflon®-coated tooth flanks

+ Drop-forged reaction arm made of chrome-vanadium steel for even greater stability



+ Supplied with individual GEDORE factory calibration certificate



Optional: Maintenance unit



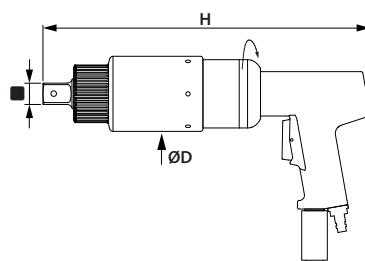
## Quiet and accurate torque - even from just 2 bar operating pressure

The pneumatic torque wrench functions without vibrations, thus protects the user. Hands on vibration and noise levels are significantly reduced with the GEDORE Torque Solutions GmbH pneumatic torque wrenches. The force is transmitted quietly and precisely from just 2 bar operating pressure via the proven high-performance gear unit to the bolt connection.

## Robust pneumatic torque wrench for a wide range of environments

Because of the continuously generated overpressure in the device, the pneumatic torque wrench is particularly resistant when used in extremely dirty or dusty environments. Pressure fluctuations in the supply network are effectively compensated for by the proven maintenance unit comprising of an air filter, oiler and pressure reducers. The device is supplied with a constantly uniform airflow and the torque is constantly maintained.

## Technical data



LPK series – pneumatic

Type	N-m min <sup>*1</sup> /max <sup>*2</sup>	lbf-ft min <sup>*1</sup> /max <sup>*2</sup>	~ U/min	■	Ø D mm	H mm	⚖ <sup>*3</sup> kg
LPK-05	80 - 450	60 - 330	55	3/4"	80	295	3.0
LPK-09	200 - 900	150 - 670	24	3/4"	80	328	3.2
LPK-15	300 - 1500	220 - 1110	12	1"	88	343	4.7
LPK-22	500 - 2200	370 - 1620	7	1"	88	360	5.1
LPK-32	800 - 3200	590 - 2360	4	1"	88	383	5.8
LPK-40	850 - 4200	620 - 3100	4	1"	88	383	5.8
LPK-60	1200 - 6000	880 - 4400	4	1 1/2"	102	400	7.7
LPK-70	1500 - 7000	1110 - 5160	3	1 1/2"	128	416	10.6
LPK-95	2000 - 9500	1470 - 7000	2.5	1 1/2"	142	431	12.5
LPK-120	2500 - 12 800	1840 - 9440	1.5	1 1/2"	174.5	448	18.5


<sup>\*1</sup> Lowest torque at 1.5 bar      <sup>\*2</sup> Maximum torque at 8 bar  
The continuous sound pressure as per DIN 455635 is 84 dB(A)

<sup>\*3</sup> Without reaction arm      Vibration is less than 2.5 m/s<sup>2</sup>      At 8 bar ca. 1400 l/min.  
Further torque ranges on request. All rights reserved. Subject to modifications without prior notice.



# THE PNEUMATIC TORQUE WRENCH

## LPK-X SERIES, 80 - 4200 Nm



### Scope of delivery

- > Device
- > Reaction arm cranked with lock on function made of chrome vanadium steel
- > Tool box
- > Operating instructions
- > Factory calibration certificate

### Optional accessories

- > Reaction arm made of light alloy, straight with adjustable locking knob with movable square-end and retaining ring
- > Reaction ring for bespoke reaction arm design
- > Hose (4m)
- > Maintenance unit





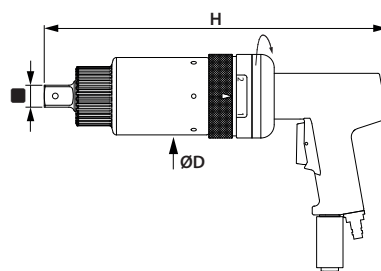
### Up to 7 times higher bolting speed

The LPK-X series has a 2-speed planet gear unit. The user can therefore select between rapid and torque mode. The rapid mode drives the bolt in up to the joining torque with a speed up to 300 rpm. It is then possible to switch to the torque mode that tightens the bolt to the precise torque required. Once the required torque has been achieved, the device switches off automatically.

If a torque wrench is not available, bolt connections are usually pre-tightened and then finished off with a torque wrench. These two working steps are combined in the LPK-X, saving working time for the user. In extensive on-site applications, the assembly times can be reduced by up to 30% through the combination of two working steps in one device with the LPK-X.



### Technical data



LPK-X series – pneumatic

Typ	N·m min <sup>*1</sup> / max <sup>*2</sup>	lbf·ft min <sup>*1</sup> / max <sup>*2</sup>	~ U/min <sup>*3</sup>	■	Ø D mm	H mm	⚖ <sup>*4</sup> kg
LPK-05 X	80 - 450	60 - 330	300	3/4"	80	301	3.0
LPK-09 X	200 - 900	150 - 670	100	3/4"	88	333	4.0
LPK-22 X	500 - 2200	370 - 1620	30	1"	88	367	5.5
LPK-32 X	800 - 3200	590 - 2360	25	1"	88	390	6.2
LPK-40 X	850 - 4200	620 - 3100	20	1"	88	390	7.0


<sup>\*1</sup>Lowest torque in 1st gear at 1.5 bar At 8 bar ca. 1400 l/min. All rights reserved. Further torque ranges on request. All rights reserved. Subject to modifications without prior notice.

<sup>\*2</sup> Maximum torque in 1st gear at 8 bar Vibration is less than 2.5 m/s<sup>2</sup>

<sup>\*3</sup> Maximum speed in 2nd gear The continuous sound pressure as per DIN 455635 is 84 dB(A)

<sup>\*4</sup> Without reaction arm







# LDH, LDK, LHU

## HYDRAULIC SOLUTIONS

### LDH



### SCOPE OF DELIVERY

- › DEVICE INCL. SQUARE DRIVE AND COUNTER BEARING
- › TOOL BOX
- › TORQUE-SETTING-TABLE
- › OPERATING MANUAL



### LDK



### SCOPE OF DELIVERY

- › DEVICE
- › TOOL BOX
- › TORQUE-SETTING-TABLE
- › OPERATING MANUAL



### LHU



### SCOPE OF DELIVERY

- › DEVICE OIL-FILLED
- › CONTROL (M/A OR S)
- › OPERATING MANUAL



# THE HYDRAULIC TORQUE WRENCH

## LDH SERIES, 60 - 27000 Nm

Integrated relief valve in the hydraulic connection increases work safety

360° rotating hydraulic connection under load for flexible bolting work

Reduced size and compact construction for extremely confined spaces

Quick-change mechanism for rapid shifting of the reaction arm

Super-light high performance aluminium for rugged and ergonomic handling

Various inserts as accessories for flexible working

Counter bearing with push button allows quick replacement of various inserts

Optional: Hydraulic connection in 360° x 180° swiveling design

Optional: Inclined connection


### Scope of delivery

- > Device
- > Square drive
- > Counter bearing
- > Tool box
- > Torque-setting-table
- > Operating instructions



### Optional accessories

- > Allen screw
- > Toothed impact sockets and special inserts on request
- > Different reaction arms (look p. 36)
- > Hydraulic connection in 360° x 180° swiveling design (see above)
- > Inclined connection (see above)





### Light, easy to handle and with high torque

The LDH is used where space is limited but high torque is required. In order to facilitate bolting operations for the user, the hydraulic torque wrench series has been designed with high-performance aluminium and subject to continuous improvements.

The size has therefore been constantly reduced while more and more features have been included to make the difficult work easier for the user.

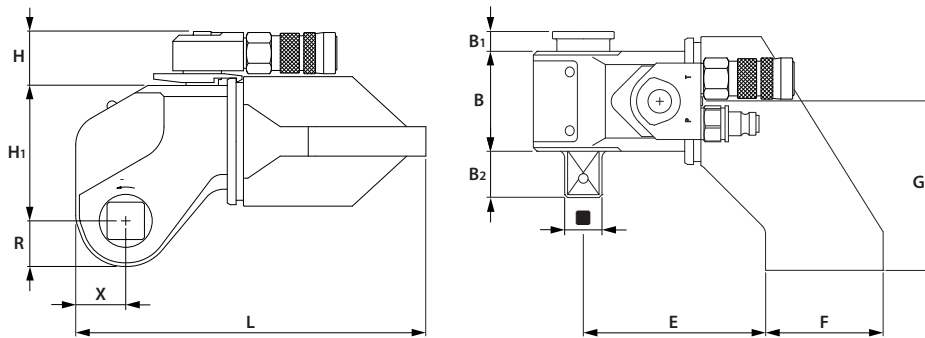
An integrated relief valve ensures working safety and the flow-optimised, generously dimensioned oil channels reduce heating up of the device during high continuous loads to a minimum.

### The perfect combination

Together with our hydraulic units, the hydraulic torque wrenches achieve a maximum in work performance. Both components together create an excellent synergy of user-friendliness and operating convenience.



### Technical Data



Series LDH – hydraulic

Type	N·m min/ max <sup>*1</sup>	lbf·ft min/ max <sup>*1</sup>	■	B mm	B <sub>1</sub> mm	B <sub>2</sub> mm	E mm <sup>*3</sup>	F mm <sup>*3</sup>	G mm	H mm	H <sub>1</sub> mm	L mm <sup>*3</sup>	R mm	X mm	kg <sup>*2</sup>
LDH-12V	60 - 1200	45 - 880	¾"	46	7	28	-/88	-/48	78	37	62	-/158	19	22	1.9
LDH- 24V	120 - 2350	90 - 1730	¾"	53	6	28	59/109	60/58	95	37	72	146/194	24	27	2.0
LDH-48V	230 - 4800	170 - 3500	1"	68	14	32	70/125	89/80	115	37	92	193/239	31	34	3.9
LDH-75V	400 - 7560	290 - 5570	1½"	76	12	44	74/134	94/93	122	37	107	207/266	36	39	6.2
LDH-100V	500 - 10 000	370 - 7300	1½"	84	13	39	85/150	105/99	130	37	115	233/292	39	43	7.8
LDH-170V	800 - 16 000	590 - 11800	1½"	100	11	45	93/163	118/108	150	50	135	265/325	48	54	11.8
LDH-270V	1300-27 000	960 - 19900	2½"	119	18	76	121/206	145/133	200	50	164	329/402	59	63	24.0

<sup>\*1</sup> Maximum torque at 800 bar    <sup>\*2</sup> Without reaction arm  
The continuous sound pressure as per DIN 455635 is < 70 dB(A)


<sup>\*3</sup> Reaction arm type L(LM) / Reaction arm type S(LM)    Vibration is less than 2.5 m/s<sup>2</sup>  
All rights reserved. Subject to modifications without prior notice.

Allen screw - ISW

Type	ISW mm
LDH-12V	ISW 12V-14
	ISW 12V-17
	ISW 12V-19
LDH-24V	ISW 24V-14
	ISW 24V-17
	ISW 24V-19
	ISW 24V-22
	ISW 24V-24
LDH-48V	ISW 48V-17
	ISW 48V-19
	ISW 48V-22
	ISW 48V-24
	ISW 48V-27
	ISW 48V-30
	ISW 48V-32

Type	ISW mm
LDH-75V	ISW 75V-17
	ISW 75V-19
	ISW 75V-22
	ISW 75V-24
	ISW 75V-27
	ISW 75V-30
	ISW 75V-32
LDH-100V	ISW 100V-19
	ISW 100V-22
	ISW 100V-24
	ISW 100V-27
	ISW 100V-30
	ISW 100V-32

Type	ISW mm
LDH-170V	ISW 170V-27
	ISW 170V-30
	ISW 170V-32
	ISW 170V-36
	ISW 170V-41
LDH-270V	ISW 170V-46
	ISW 270V-36
	ISW 270V-41
	ISW 270V-46
	ISW 270V-50
	ISW 270V-55
	ISW 270V-60
ISW 270V-65	
ISW 270V-70	



Reaction arms



Reaction arm S (LM)  
Standard design



Reaction arm L (LM) (except LDH-12V)  
Compact design



Reaction arm K (LM)  
For embedded screws  
and raised allen screws



Reaction sleeve RH (St)



# THE CASSETTE WRENCH

## LDK SERIES, 160 - 24000 Nm



### Scope of delivery

- > Device
- > Tool box
- > Torque-setting-table
- > Operating instructions



### Optional accessories

- > Retaining ring – HR and hexagon insert – SA
- > Exchangeable cassette - WK  
Inch sizes on request
- > In-Out impact socket
- > Swivel connection (see above)
- > Inclined connection (see above)





### Simple loosening and precise tightening in confined spaces

Tight spots can become problem spots. In such situations, the LDK series is the ideal solution. Compact dimensions are paired here with high torques. The flat hexagon cassettes have been optimised for minimum radius and compact construction heights.



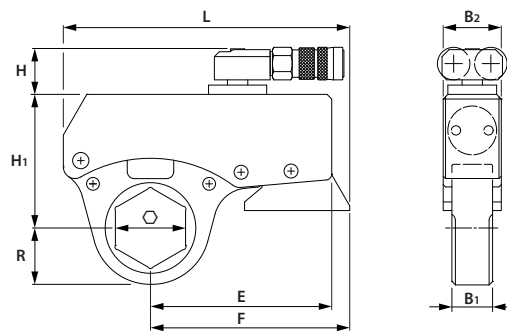
### Simple operation and handling characterises the cassette torque wrench

The interchangeable cassettes can be rapidly and easily changed with the compression bolt technology. Different types of hydraulic connections enable adaptation to diverse bolting operations even in difficult to access points.

### Economic in use

A separate cassette size is not always necessary for every wrench width. The installation spaces often leave enough room for the economic hexagon adapters. These are, like all the adaptations, locked in the corresponding interchangeable cassette with a holding ring so that they cannot be lost.

### Technical data



LDK series – hydraulic

Type	N·m min/max*1	lbf·ft min/max*1	⊘ mm	⊘"	B <sub>1</sub> mm	B <sub>2</sub> mm	E mm	F mm	H mm	H <sub>1</sub> mm	L mm	R mm	kg <sup>*2</sup>
LDK - 3	160 - 3300	120 - 2400	32 - 60	1 1/4" - 2 3/8"	28	40	137	145	39.2	91/103	205	28 - 48	1.6
LDK - 6	350 - 6200	260 - 4500	41 - 80	1 5/8" - 3 1/8"	35	50	156	172	39.2	115/130	247	34 - 60	2.4
LDK - 12	550 - 12 500	410 - 9200	55 - 100	2 3/16" - 3 7/8"	47	65	200	215	39.2	141/156	311	46 - 73	4.4
LDK - 24	1200 - 24 000	880 - 17 700	80 - 130	3 1/8" - 5"	56	82	245	260	50.0	182/202	385	62 - 96	8.2

\*1 Maximum torque at 800 bar \*2 Without exchangeable cassette  
All rights reserved. Subject to modifications without prior notice.

## Technical data: Interchangeable cassettes - WK, Hexagon insert - SA, Retaining ring - HR

Type	WK Typ	R mm	H <sub>1</sub> mm	N-m max* <sup>1</sup>	lbf·ft max* <sup>1</sup>	SA* <sup>2</sup> SW/SW			HR mm
LDK-3	WK3-32	28.5	91	1700	1300	-	-	-	-
	WK3-36	31.5	91	2100	1550	-	-	-	-
	WK3-41	34.5	91	2500	1850	SA3-41»36	SA3-41»32	SA3-41»30	HR-41
	WK3-46	38.5	91	2890	2130	SA3-46»41	SA3-46»36	SA3-46»32	HR-46
	WK3-50	42.0	103	3290	2430	SA3-50»46	SA3-50»41	SA3-50»36	HR-50
	WK3-55	45.0	103	3290	2430	SA3-55»50	SA3-55»46	SA3-55»41	HR-55
	WK3-60	47.5	103	3290	2430	SA3-60»55	SA3-60»50	SA3-60»46	HR-60
LDK-6	WK6-41	34.5	115	3840	2830	SA6-41»36	-	-	HR-41
	WK6-46	39.5	115	4805	3540	SA6-46»41	SA6-46»36	SA6-46»32	HR-46
	WK6-50	43.5	115	5410	3990	SA6-50»46	SA6-50»41	SA6-50»36	HR-50
	WK6-55	46.5	115	5410	3990	SA6-55»50	SA6-55»46	SA6-55»41	HR-55
	WK6-60	48.5	115	5410	3990	SA6-60»55	SA6-60»50	SA6-60»46	HR-60
	WK6-65	52.5	130	6190	4570	SA6-65»60	SA6-65»55	SA6-65»50	HR-65
	WK6-70	55.5	130	6190	4570	SA6-70»65	SA6-70»60	SA6-70»55	HR-70
	WK6-75	57.5	130	6190	4570	SA6-75»70	SA6-75»65	SA6-75»60	HR-75
	WK6-80	60.5	130	6190	4570	SA6-80»75	SA6-80»70	SA6-80»65	HR-80
LDK-12	WK12-55	46.5	141	8000	5900	SA12-55»50	SA12-55»46	SA12-55»41	HR-55
	WK12-60	48.5	141	8000	5900	SA12-60»55	SA12-60»50	SA12-60»46	HR-60
	WK12-65	52.5	141	9800	7230	SA12-65»60	SA12-65»55	SA12-65»50	HR-65
	WK12-70	55.5	141	9800	7230	SA12-70»65	SA12-70»60	SA12-70»55	HR-70
	WK12-75	57.5	141	9800	7230	SA12-75»70	SA12-75»65	SA12-75»60	HR-75
	WK12-80	60.5	141	10 860	8010	SA12-80»75	SA12-80»70	SA12-80»65	HR-80
	WK12-85	64.5	156	12 500	9220	SA12-85»80	SA12-85»75	SA12-85»70	HR-85
	WK12-90	67.5	156	12 500	9220	SA12-90»85	SA12-90»80	SA12-90»75	HR-90
	WK12-95	70.5	156	12 500	9220	SA12-95»90	SA12-95»85	SA12-95»80	HR-95
	WK12-100	73.5	156	12 500	9220	SA12-100»95	SA12-100»90	SA12-100»85	HR-100
LDK-24	WK24-80	62.0	182	13 950	10 290	SA24-80»75	SA24-80»70	SA24-80»65	HR-80
	WK24-85	66.0	182	15 810	11 660	SA24-85»80	SA24-85»75	SA24-85»70	HR-85
	WK24-90	69.0	182	16 430	12 120	SA24-90»85	SA24-90»80	SA24-90»75	HR-90
	WK24-95	72.0	182	17 860	13 170	SA24-95»90	SA24-95»85	SA24-95»80	HR-95
	WK24-100	76.0	182	17 860	13 170	SA24-100»95	SA24-100»90	SA24-100»85	HR-100
	WK24-105	80.0	182	17 860	13 170	SA24-105»100	SA24-105»95	SA24-105»90	HR-105
	WK24-110	84.0	202	24 000	17 700	SA24-110»105	SA24-110»100	SA24-110»95	HR-110
	WK24-115	87.0	202	24 000	17 700	SA24-115»110	SA24-115»105	SA24-115»100	HR-115
	WK24-120	90.0	202	24 000	17 700	SA24-120»115	SA24-120»110	SA24-120»105	HR-120
	WK24-125	93.0	202	24 000	17 700	SA24-125»120	SA24-125»115	SA24-125»110	HR-125
	WK24-130	96.0	202	24 000	17 700	SA24-130»125	SA24-130»120	SA24-130»115	HR-130

\*<sup>1</sup> Maximum torque at 800 bar    \*<sup>2</sup> Special adapter on request    Vibration is less than 2.5 m/s<sup>2</sup>    The continuous sound pressure as per DIN 455635 is < 70 dB(A)  
All rights reserved. Subject to modifications without prior notice.



# THE HYDRAULIC UNIT LHU SERIES

Sensors are installed in the unit, not in the hydraulic torque wrench. This makes the unit compatible with all hydraulic torque wrenches (dual-hose system)

Completely sealed housing protects unit and operator even in the roughest of applications

Wear-free pump technology means that the unit is maintenance-free

Maximum pressure: 800 bar

Plug-in connections for power and control system

Novel cooling air supply for optimal cooling of the unit even under extreme loads

Manual control - M  
The classic, semi-automatic control system enables the user to manually initiate every stroke of the hydraulic torque wrench. The return stroke is automatic.

OR

Automatic control - A  
The bolting operation is started by pressing a button, then automatically implemented and ended in the automatic control mode.

OR

Modular control - Solution  
The Solution control system is modularly expandable. All settings can be configured and bolting operations documented via the display.



## Technical data



Type	V / Hz	MP L/min., bar	HP L/min., bar	Tank L <sup>*1</sup>	LxBxH mm	*2 – M	*2 – A	*2 – Solution
LHU-30	110/50	2.1/320	0.7/800	3.0	400x240x380	27.0	27.2	27.5
LHU-30	110/60	2.5/320	0.8/800	3.0	400x240x380	27.0	27.2	27.5
LHU-30	230/50	1.7/320	0.8/800	2.5	400x240x380	27.0	27.2	27.5
LHU-30	230/60	2.5/320	0.8/800	3.0	400x240x380	27.0	27.2	27.5
LHU-35	110/50	3.0/320	0.8/800	3.5	570x275x400	41.5	42.0	42.5
LHU-35	110/60	3.5/320	1.0/800	3.5	570x275x400	41.5	42.0	42.5
LHU-40	230/50	3.1/320	0.7/800	4.0	480x270x400	33.0	33.5	34.0
LHU-40	230/60	3.7/320	0.9/800	4.0	480x270x400	33.0	33.5	34.0
LHU-60	400/50, 60	4.7, 5.6/320	1.4, 1.7/800	6.2	480x270x400	36.5	37.2	37.5

\*1 Supplied filled with oil and ready for operation      \*2 Weight with control system, without oil  
All rights reserved. Subject to modifications without prior notice.



## Modular control LHU Solution

The LHU Solution series is the high-end model in modern hydraulic unit technology. The operator controls the entire bolting process via remote control. In addition to the basic bolting methods (manual, automatic and torque-rotation angle), the control system can be retrofitted according to your requirements with additional modules of our bolting software.

More information about documentation modules see pages 54/55

### The display and its functions:

Integrated work lighting

Visual and acoustic user guidance

3.5 „high-resolution LCD color display with impact-resistant macrolon screen

Back button

Start bolting



Integrated holding magnets on the back for secure fixation on metallic surfaces

Inductive interface for data transmission

Adjustment wheel for easy selection of bolting options and torque values

Enter button

Pump OFF



# LKV, LKS

## MANUAL SOLUTIONS

### LKV



### SCOPE OF DELIVERY

- › DEVICE
- › REACTION ARM CRANKED
- › TOOL BOX
- › OPERATING MANUAL
- › FACTORY CALIBRATION CERTIFICATE
- › TORQUE CALCULATOR



### LKV-L OR Z



### SCOPE OF DELIVERY

- › DEVICE
- › REACTION ARM
- › TOOL BOX
- › OPERATING MANUAL
- › FACTORY CALIBRATION CERTIFICATE
- › TORQUE CALCULATOR



### LKS



### SCOPE OF DELIVERY

- › DEVICE
- › OPERATING MANUAL



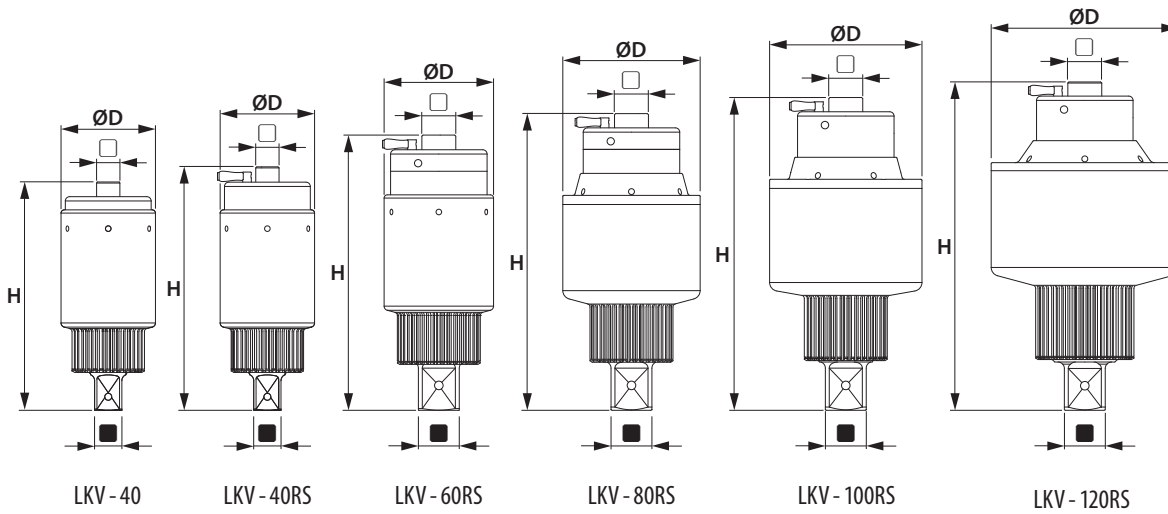
# THE TORQUE MULTIPLIER

## LKV SERIES, 500 - 54000 Nm





## Technical data LKV-40 - LKV-120RS



Type	N-m max	lbf-ft max	N-m min / max <sup>*1</sup>	lbf-ft min / max <sup>*1</sup>	* <sup>2</sup>			Ø D mm	H mm	* <sup>3</sup>
LKV-40	300	220	500 - 4000	400 - 2930	1:16	½"	1"	88	212.8	3.9
LKV-40RS	310	230	500 - 4000	400 - 2930	1:16	½"	1"	88	226.9	4.2
LKV-60RS	400	300	650 - 6000	500 - 4400	1:18	¾"	1½"	102	256.2	6.6
LKV-80RS	420	310	800 - 8000	600 - 5870	1:22	¾"	1½"	128	276.5	9.1
LKV-100RS	410	305	1000 - 10 000	700 - 7330	1:28.5	¾"	1½"	142	291.5	10.9
LKV-120RS	380	280	1320 - 13 000	1000 - 9530	1:39	¾"	1½"	174.5	306	17.0

\*<sup>1</sup> Maximum load limit! Take into account a reserve of ~25% when selecting a device and, where applicable, note increased loosening torques!

\*<sup>2</sup> Approximate data \*<sup>3</sup> Without reaction arm (except for LKV-550RS device with reaction plate)

Further torque ranges on request. All rights reserved. Subject to modifications without prior notice.




### Scope of delivery

- > Device
- > Reaction arm cranked with lock on function made of chrome vanadium steel (up to LKV-80 RS)
- > Tool box
- > Operating instructions
- > Factory calibration certificate
- > Torque calculator



### Optional accessories

- > Reaction arm cranked with lock on function, made of light alloy with protective cap made of steel (from LKV-100RS)
- > Reaction arm made of light alloy, straight with adjustable locking knob with moveable square-end and retaining ring (up to LKV-80RS)



## Mechanical, hand operated torque multiplier for controlled tightening and untightening of bolt-connections

### Housing and gear unit

The housing and gear unit are the innovations in this series. A new production method was created, based on nature. The housing is therefore approx. 30 % lighter but still sturdy.

At the same time, the ceramic-Teflon® coating enables minimum device lubrication. While conventional lubricated torque multipliers decrease in performance (efficiency) when the outside temperatures are colder, due to the increasing tenacity of the grease, this unit operates independently of the temperature.

### Non-destructive overload protection

The 40-120RS models are equipped with a non-destructive overload safety mechanism. This patent-filed innovation represents real cost savings for the user. The basis of this extra feature is a highly-dynamic, pre-tensioned slip-coupling. As soon as the maximum permissible input torque is exceeded, the „Slipper“ triggers with a clearly audible acoustic noise.

The torque multiplier is not damaged so that normal operation can be started again. This means that no assembly downtimes occur and the safety of the operator is actively supported.

### Certified safety

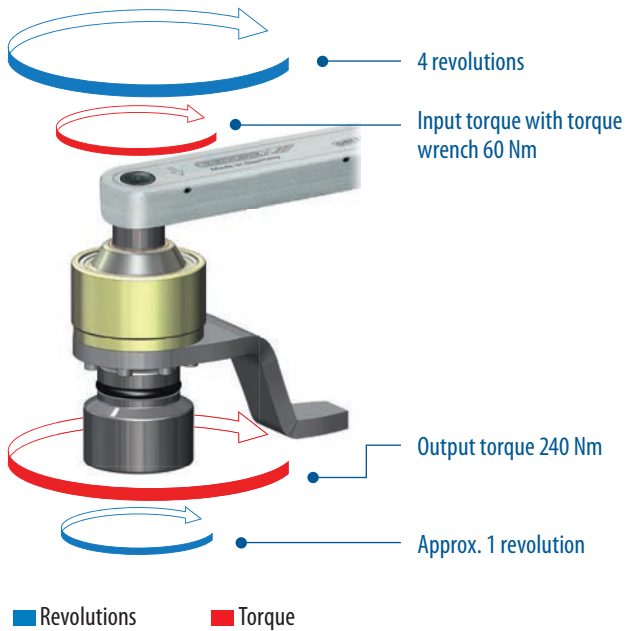
A completely new benefit for the torque multiplier is the individual factory calibration certificate for each device. This has never been the case before. This allows bolting operations to be implemented at a high level of torque precision. The torque tables on the devices display the standard torque for HV bolts. The tables can also be modified on request to the individual torques of the operator.



# THE FUNCTION PRINCIPLE



## Torque - Speed



The image demonstrates the principle of torque multiplication. Let us assume a 60 Nm input torque and a 240 Nm output torque. At a 1:4 ratio, 4 revolutions are needed at the input for 1 revolution with a 240 Nm torque to be obtained at the output.


This is based on the physical formula:

$$\text{Power} = \text{torque} \times \text{revolution}$$


With gear efficiency deducted, the output power can be considered as a constant equal to the input power. Thus multiplication of the torque can only be obtained from an increased number of revolutions at the input.

## Force and reaction

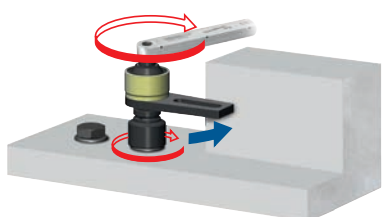
When working with a torque multiplier, torsion wind-up is built up in the gear while the bolt is tightened. This stress must be reduced. A reaction absorbed by reaction arm and thrust bearing is produced.



Reaction arm made of light alloy, straight with adjustable locking knob with slave square: The reaction acts on the adjacent impact socket



Reaction arm cranked: The reaction acts on the adjacent bolt connection



Reaction arm straight without adjustable reaction square drive: The reaction acts on the wall. However, the resulting tilting moment means that the maximum permitted torque is reduced by 20%.



# THE TORQUE MULTIPLIER SERIES LKV, 50 - 1300 Nm



## Scope of delivery

- > Device
- > Reaction arm cranked with lock on function made of chrome vanadium steel
- > Tool box
- > Operating Instructions
- > Factory calibration certificate
- > Torque calculator



## Optional accessories

- > Reaction arm made of light alloy, straight with adjustable locking knob with slave square and retaining ring
- > Replacement sun wheel (replacement part)





# TECHNICAL DATA LKV-12



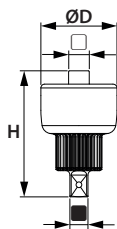
## Small, easy to handle, light and sturdy

The smallest torque multiplier in this series is particularly suitable for maintenance purposes and in workshops. The little power packet has been reduced to the smallest possible dimensions without losing any robustness or torque power. It is equipped with an offset reaction arm and can be retrofitted with a straight reaction arm.

The sun gear acts as a predetermined breaking point if the device is overloaded. This protects both the operator and the device. The sun gear can be easily and rapidly replaced by the operator. Assembly and cost outlay remain low.

## The optimal on-board tool

The LKV-12 has small dimensions and can fit in a pocket. This device is highly suitable for use as an on-board tool in utility or construction site vehicles. It can be stored in the vehicle in a stable transport case. Due to the minimum lubrication of the gear unit, the device is not effected by temperature changes and can be operated without problems even at freezing temperatures.



Type	N-m max	lbf-ft max	N-m min / max <sup>*1</sup>	lbf-ft min / max <sup>*1</sup>	<sup>*2</sup>			Ø D mm	H mm	<sup>*3</sup> kg
LKV-12	270	200	50 - 1300	40 - 950	1:5	1/2"	3/4"	80	132.5	1.3

<sup>\*1</sup> Maximum load limit! Take into account a reserve of ~25% when selecting a device and, where applicable, note increased loosening torques!

<sup>\*2</sup> Approximate data      <sup>\*3</sup> Without reaction arm

All rights reserved. Subject to modifications without prior notice.



# THE TORQUE MULTIPLIER SERIES LKV, 100 - 2800 Nm

Lightweight, high-performance aluminium housing is 30 % lighter than a steel one



Fixed reaction arm in straight or cranked version



Output square as overload protection for gear unit protection



Supplied with individual GEDORE factory calibration certificate



Series LKV-20L/ 28L



## Scope of delivery

- > Device
- > Reaction arm cranked or straight (screwed to the device)
- > Tool box
- > Operating Instructions
- > Factory calibration certificate
- > Torque calculator



## Replacement parts

- > Replacement square drive for LKV-20
- > Replacement square drive for LKV-28



# TECHNICAL DATA LKV-20/28

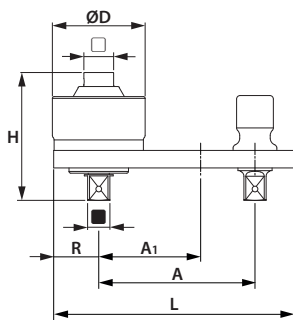


Popular for flange bolt connections:  
LKV-20/28L

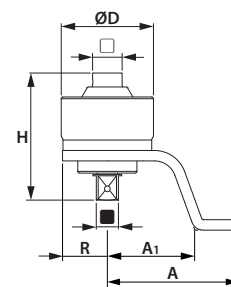
The positioning of the torque multiplier must be implemented easily and rapidly, particularly for flange bolt connections. The LKV-L is equipped with a fixed straight reaction arm and is therefore a complete solution for flange bolt connections. The required spacing between two bolts can be rapidly and easily set using the adjustable reaction square, accelerating work.

Practical and easy to handle:  
LKV-20/28Z

The LKV-Z series is particularly suitable for mechanical and plant engineering, maintenance and the transport industry. This series also has a fixed reaction arm, but cranked version. The gear unit is protected against overload with a shearing square which can be easily replaced.



LKV-L



LKV-Z

Type	N-m max	lbf-ft max	N-m min / max* <sup>1</sup>	lbf-ft min / max* <sup>1</sup>	: * <sup>2</sup>			A mm	A <sub>1</sub> mm	ØD mm	H mm	R mm	L mm	kg * <sup>3</sup>
LKV-20L	580	430	100 - 2000	70 - 1500	1:4	¾"	1"	152	73	88	131	43	220	1.8
LKV-20Z	580	430	100 - 2000	70 - 1500	1:4	¾"	1"	150	100	88	131	43	194	1.8
LKV-28L	550	410	500 - 2800	400 - 2050	1:5.5	¾"	1"	199	83	106	146	52	275	2.4
LKV-28Z	550	410	500 - 2800	400 - 2050	1:5.5	¾"	1"	151	101	106	146	52	204	2.4

\*<sup>1</sup> Maximum load limit! Take into account a reserve of ~25% when selecting a device and, where applicable, note increased loosening torques!


\*<sup>2</sup> Approximate data    \*<sup>3</sup> Without reaction arm

All rights reserved. Subject to modifications without prior notice.


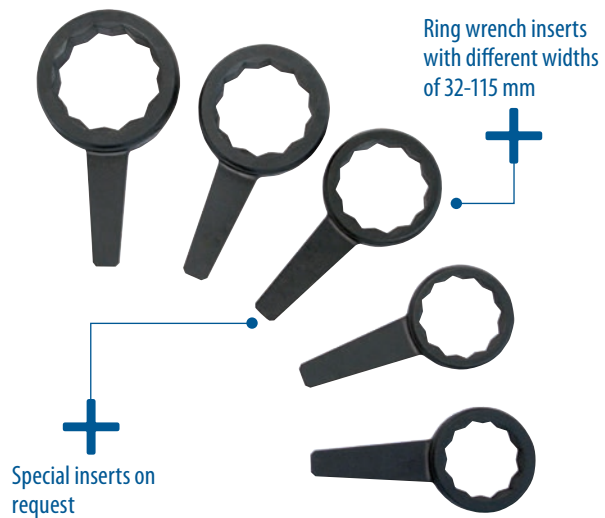


# THE COUNTER WRENCH

## LKS SERIES, RSW 32 - 115 mm



Optional ring wrench inserts  
RSW 32-115mm







### Danger to assembly personnel must be avoided

Every user knows the problems and dangerous situations that can arise when counter-holding while a bolted connection is being tightened. The wrench used for counter-holding can often rotate with unpredictable torques, block or jump off. Once the bolting operation is complete, it often needs to be levered off or even knocked off. The danger of injury for the assembly personnel is very high here and the risk of damaging neighbouring components or the tools is also significant. The results can be irritating, time loss and assembly downtimes.

### The solution: The GEDORE Counter Wrench

Equipped with the appropriate insert, the device utilises a thrust bearing and absorbs the driving torque with the integrated mechanics. Following completion of the bolting operation, a simple press of the lever and the counter-wrench can be rapidly and easily released.

### Frequently copied, but never matched

The patented mechanism of the GEDORE counter wrench is unique. Only the precise interplay of the individual components ensures correct and problem-free function. Cheaper copies can bend or stick under large loads. The ring inserts are made of forged chrome-vanadium steel as of size 70.



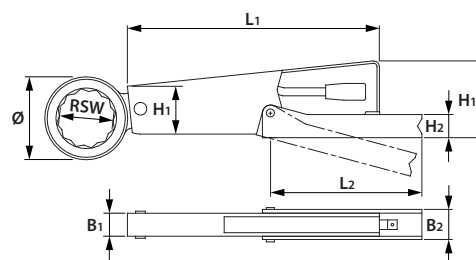
### Technical data

Type	L <sub>1</sub> mm	B <sub>1</sub> mm	H <sub>1</sub> mm	L <sub>2</sub> mm	B <sub>2</sub> mm	H <sub>2</sub> mm	kg
LKS	310	27	65/95	190	38	30	2.6 / 0.4 <sup>*1</sup>

<sup>\*1</sup> Plus reaction element

#### Ring wrench inserts type RSW

RSW mm	Ø <sup>*2</sup> mm	RSW mm	Ø <sup>*2</sup> mm	RSW mm	Ø <sup>*2</sup> mm
32	54	60	94	90	152
36	54	65	104	95	152
41	60	70	110	100	155
46	75	75	115	105	172
50	80	80	126	110	172
55	88	85	130	115	172



<sup>\*2</sup> Head diameter (Ø similar DIN 7444)

All rights reserved. Subject to modifications without prior notice.

# WORK LOGGED AND CONTROLLED WITH THE BOLTING SOFTWARE

Increasing safety and quality requirements make it necessary to prove the quality of each individual fitting.

With the software modules, bolted connections can not only be predefined and saved, but also logged for quality-assured archiving.

Documentation module TRACK for quality assurance

With the module TRACK bolting processes can be traced. During the bolting work, the data is logged and then exported to the PC. A bolting protocol can be created and saved as Adobe PDF or Microsoft Excel file.

This ensures that all bolts have been bolted with the correct settings. The encrypted log file ensures that manipulation of the data is excluded.

**Bolted Screw Protocol**

**Master data**

Personal Number		Project Number	
Date			
Application Type		Subassembly Department	
ID No. bolt		Quantity	
Tool	LHD-75	Serial Number	

**Tightening process**  
Torque tightening

**Evaluation**

Legend Status:  
AB = cancel,    UL = overloading,    TEMP = excess temperature,    i.O = OK,    n. i. O = not OK

No.	Date	Time	R/L	Target torque [Nm]	Actual torque [Nm]	Typical bolt	Status
1	22.01.2018	8:57:35	R	2800	2887	M36	i.O.
2	22.01.2018	13:14:04	R	8000	7957	M56	i.O.
3	22.01.2018	13:14:18	R	8000	7900	M56	i.O.
4	22.01.2018	13:16:07	R	8000	7957	M56	i.O.
5	22.01.2018	13:19:00	R	8000	7992	M56	i.O.
6	22.01.2018	13:19:27	R	6500	6510	M48	i.O.
7	22.01.2018	13:19:40	R	6500	6503	M48	i.O.
8	22.01.2018	13:54:58	R	8000	8013	M56	i.O.
9	22.01.2018	13:55:14	R	8000	8002	M56	i.O.
10	22.01.2018	13:55:30	R	8000	6989	M56	UL
11	22.01.2018	13:55:55	R	8000	7156	M56	UL
12	25.01.2018	7:57:39	R	3010	3112	M39	i.O.
13	25.01.2018	8:02:43	R	8000	8015	M56	i.O.
14	25.01.2018	8:03:12	R	8000	0	M56	AB
15	25.01.2018	8:03:32	R	8000	8021	M56	i.O.
16	25.01.2018	8:03:46	R	8000	8004	M56	i.O.
17	25.01.2018	8:04:05	R	8000	8021	M56	i.O.
18	25.01.2018	8:04:21	R	8000	8004	M56	i.O.
19	25.01.2018	8:04:38	R	8000	7452	M56	UL
20	25.01.2018	8:04:57	R	8000	7276	M56	UL
21	25.01.2018	8:05:17	R	8000	7108	M56	UL
22	25.01.2018	8:06:41	R	2900	2912	M39	i.O.
23	25.01.2018	8:12:06	R	8000	8012	M56	i.O.
24	25.01.2018	8:12:24	R	8000	8026	M56	i.O.
25	25.01.2018	8:12:42	R	8000	8010	M56	i.O.
26	25.01.2018	8:14:30	R	6500	6521	M48	i.O.
27	25.01.2018	8:14:46	R	6500	6547	M48	i.O.
28	25.01.2018	8:15:00	R	6500	6523	M48	i.O.
29	25.01.2018	8:15:20	R	6500	6508	M48	i.O.
30	25.01.2018	8:15:35	R	6500	6557	M48	i.O.
31	25.01.2018	8:21:24	R	5000	5055	M45	i.O.
32	25.01.2018	8:21:38	R	5000	5034	M45	i.O.
33	25.01.2018	8:21:50	R	5000	5050	M45	i.O.
34	25.01.2018	8:22:03	R	5000	5063	M45	i.O.
35	25.01.2018	8:22:19	R	5000	5030	M45	i.O.
36	25.01.2018	8:22:32	R	5000	5050	M45	i.O.
37	25.01.2018	8:33:03	R	5000	5013	M45	i.O.
38	25.01.2018	8:33:17	R	5000	5030	M45	i.O.
39	25.01.2018	8:33:30	R	5000	5013	M45	i.O.
40	25.01.2018	8:33:50	R	6500	6513	M48	i.O.
41	25.01.2018	8:34:23	R	8000	8045	M56	i.O.
42	25.01.2018	8:34:44	R	4500	4503	M42	i.O.
43	25.01.2018	8:34:57	R	4500	4506	M42	i.O.

Original printed with GEDORE bolting software.

**1** Detailed information

**2** Log of bolting with device-specific documentation values:

- Date / time of each bolt
- Tightening process  
DA – Torque tightening  
DW – Torque angle tightening
- TARGET torque
- ACTUAL torque
- Typical bolt
- Bolted connection status  
i. O – OK  
n. i. O – not OK  
AB – cancel  
UL – overloading  
TEMP – excess temperature



**3** Forgery-proof – only original protocols are provided with this line. Manipulated documents are therefore excluded.

## Quality management module QS for definition and documentation

The QS module is suitable for all companies who need to define and document bolting cases according to quality management specifications.

The bolted connections and values are pre-defined on the PC using our bolting software. Here any number of bolted connections can be defined and stored. These are then loaded via the interface to the device and stored in a database.

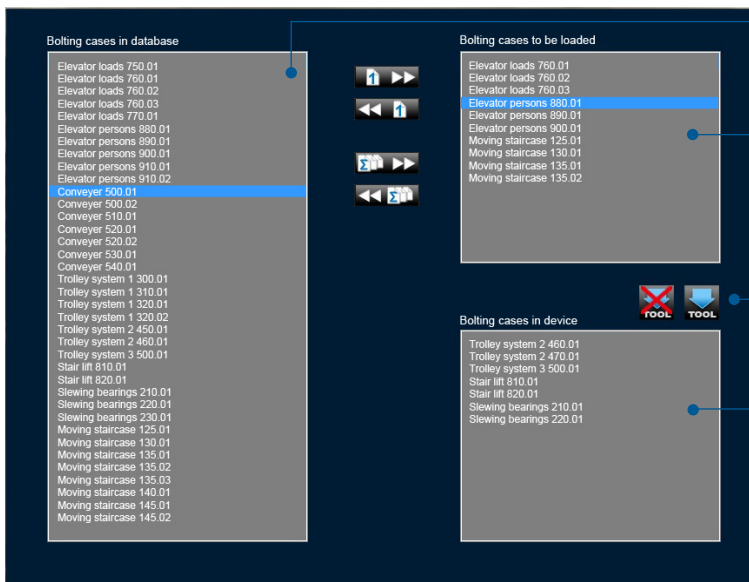
The operator can only select from the stored bolting cases on the device. After the bolting process, the results of each bolt are loaded back to the PC and documented via the software as a Bolted Screw Protocol. For more detailed information, see the TRACK module (p. 54).

### Define bolting case



- +** Define new bolting case
- 1** Detailed master data of your bolting case (including selection of tools and four freely selectable fields)
- 2** Selection of the desired tightening process
- 3** Entering the specifications of the bolting case
- 4** Definition of control parameters and error management

### Data export to device



- 1** Bolting database
- 2** Selection of one or more bolting cases, which would like to be exported to the device
- 3** Export to device or delete from device
- 4** Current bolting cases on the device

Display status during data exports



Bolting software modules for the following devices available:

	LDE/LEW	LHU Solution	LDB	LHD
Modul TRACK	+	+	+	+
Modul QS	-	+	-	+

**+** Optional available  
**-** Not possible



GEDORE





# LDP, LTC

## TORQUE TESTING BENCH TECHNOLOGY

### LDP



### SCOPE OF DELIVERY

- › DEVICE
- › SOFTWARE
- › OPERATING MANUAL
- › FACTORY CALIBRATION  
CERTIFICATE FOR TORQUE SENSORS

### LTC



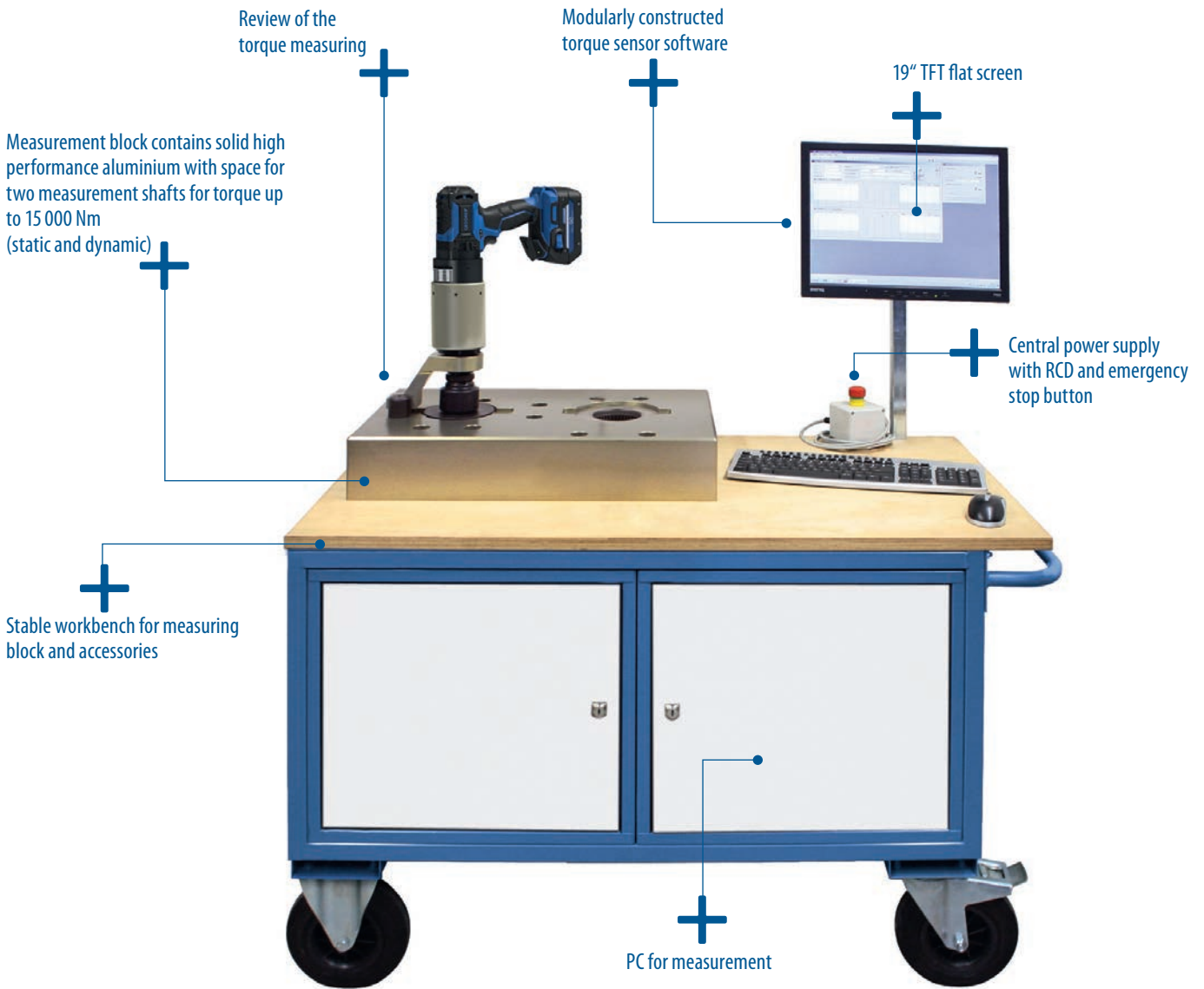
### SCOPE OF DELIVERY

- › DEVICE
- › SOFTWARE
- › OPERATING MANUAL
- › FACTORY CALIBRATION  
CERTIFICATE FOR TORQUE SENSORS




# THE TORQUE TESTING BENCH TECHNOLOGY

## LDP SERIES, 100 - 15000 Nm



Optional accessories - Bolt adapter



# DYNAMIC TORQUE MEASUREMENT

If one considers the influencing factors that arise during the production of a correct bolted connection, it can be seen that the greatest influence is spread to the following factors based on the bolt itself: thread type and condition, grade, diameter, length, rotation speed – the list could be continued indefinitely.

## Static and dynamic torque measurement up to 15000 Nm

The torque testing bench system takes the actual aspects of your bolting applications in practice into account as much as is feasible. Original bolts with all the influencing factors that act on them are measured to determine the dynamic torques.

## Correction factors are not necessary

The value determined during measurement is actually equivalent to the dynamic torque applied to the bolted connection. Subsequent addition of correction factors for hard or soft bolting operations is not necessary. This allows you to implement rational and error-free measurement in all application cases.

## The modular kit

The interface between bolt and test bench is the so-called bolt adapter. The attachment of the bolt to the bolt adapter is simple. The bolted connection can be changed at any time, even during measurements. Special adaptations are just as easy with this system as the direct use of standard female hexagon inserts for static torque measurement of hydraulic wrenches, torque multipliers and torque wrenches.

## Module for different languages

Certificates in various languages are increasingly required due to the international use of bolting systems. This is no longer a problem with the language module. The languages of all previously created factory calibration certificates can be changed during measurement and afterwards. Over 15 European and Asian languages are currently available.

For this reason, there are still no recommended measurement regulations from any of the official bodies for the traceable determination of dynamic torques. Torque measurements in which the resistance of the bolt connection is simulated via mechanical brake systems or similar, don't take into account significant influencing factors.





## Module for graphical evaluation

The average values of all measurement series are recorded graphically and shown on the factory calibration certificate. The torque curve is recorded up to the maximum value for hydraulic torque wrenches and manual torque multipliers.

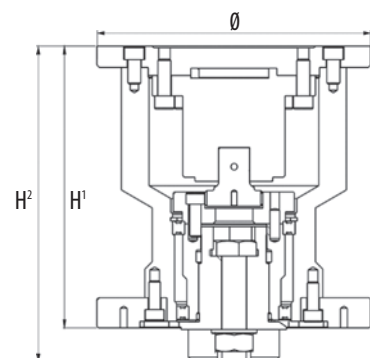


# THE TORQUE TESTING BENCH TECHNOLOGY

## LTC SERIES, 100 - 5000 Nm



	LTC-10	LTC-30	LTC-50
Ø	276	276	336
H <sup>1</sup>	306	336	345
H <sup>2</sup>	346	376	387





## Static and dynamic torque measurements up to 5000 Nm

Static and dynamic bolting systems must be regularly checked for their torque accuracy. The Torque Check (LTC) system was developed for simple, mobile and professional dynamic torque measurement.


### Torque measurement with our system

With this model you can rely on a tried-and-tested, practical measurement of your bolted cases. As in the larger LDP series the dynamic torque is determined using an original bolt. The supplied bolt adapter can be exchanged and replaced.

## Basic software with comprehensive utility

The basic software included with the system has comprehensive utilities for rapid static and dynamic torque measurement in metric and imperial units. German and English are available as operating languages. At the end of each measurement, the system signals the operator immediately whether the determined values lie within the specified tolerances or not. The operator is constantly informed visually and numerically about the torque progress. This is particularly helpful when testing torque wrenches.

The basic software can be upgraded modularly to a complete test bench environment. So that the test bench grows from the entry model to a fully professional system together with your requirements.



The torque check is available for the following measuring ranges:

LTC-10	100–1 000 Nm
LTC-30	300–3 000 Nm
LTC-50	500–5 000 Nm

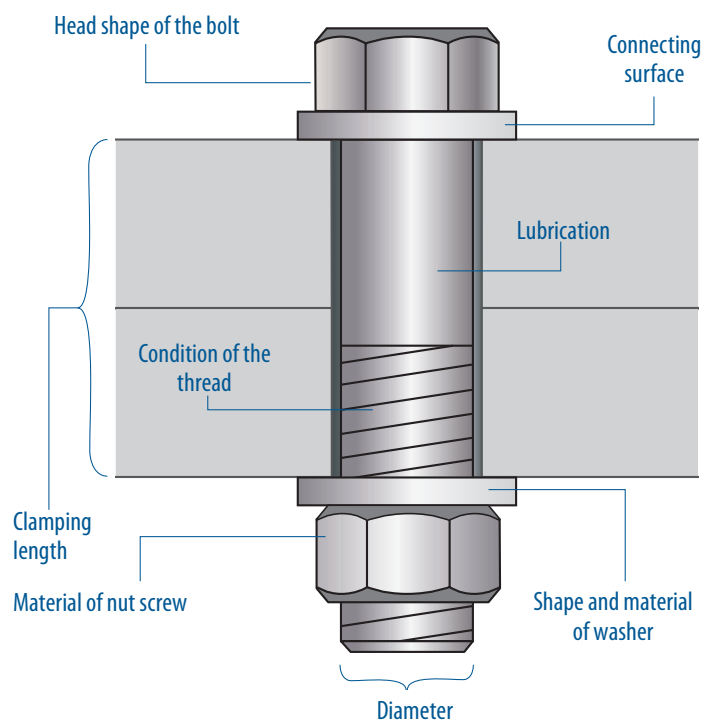
## Influencing factors of the bolt connection

The aim of every bolt tightening operation is to achieve the required clamp force that is generated between two components being connected. The clamp force is influenced by numerous factors in the torque process.

This means that the expected clamp force may not be reached in the end because other influencing factors have reduced the force. Influencing factors can be the condition of the thread, lubrication, etc. It is therefore very important to know the bolted connection and relevant influencing factors before any bolt is tightened. But how can the required clamp force be achieved with reproducible accuracy? The answer is: calibrate the system settings using original bolts.

### Teach-in with original bolts

We know the influencing factors for bolt connections and take them into consideration during the test procedure. Our philosophy is very close to practice. The bolt adapters in the torque testing benches are realised 1:1 with the real application case. All influencing factors are taken into account within this process. Even exotic bolting operations can be individually simulated with our torque testing benches. The entire system reacts flexibly to hard and soft, static and dynamic bolting operations. At the end of measurement, each device receives the individual factory calibration certificate.





# SPECIAL SOLUTIONS FOR CUSTOMER SPECIFIC REQUIREMENTS

GATE VALVE  
WRENCH LDA-S



GATE VALVE  
WRENCH LDE-S



GATE VALVE  
WRENCH LEW-S



SIDE POWER  
WRENCH LES



SIDE POWER  
WRENCH LPS



RAILWAY TORQUE  
WRENCH LDB



HEAVY DUTY  
TORQUE WRENCH  
LHD





# THE GATE VALVE WRENCHES SERIES LDA-S, LDE-S, LEW-S

Microprocessor-controlled  
switch-off electronics

Brushless Technology  
low-maintenance

Torque values readable  
on the label

Gentle opening and closing of  
gate valves

LDE-S (electric)  
Display with integrated counter



System power: 270 Wh  
Powerful 90 Wh (18 V/5 Ah)  
lithium-ion battery

Ergonomic grip for  
safe & non-fatiguing use

Infinitely adjustable  
breakaway torque for  
individual settings on  
your gate valves

With LED status  
signal

Optional: counter – bidirectional

LEW-S (electric)







## Open every gate valve with these tools

Our gate valve wrenches are derived from the development of precision torque wrenches. Once again, unnecessary weight has been saved in this new generation. At the same time, the mountings of the moving parts in the rugged planet gear unit were improved, leading to an enormous increase in service life of the entire machine.

## Impact-free and accident-free work, even with difficult gate valves

Our gate valve wrenches work fast and reliable. The electronically infinite torque settings and the soft start-up behaviour of the motor make an unexpected tearing away of the gate valve spindle impossible.

## Optimal working weight of just 3.9 kg with a breakaway torque of over 900 Nm

Our gate valve wrenches are consistently weight-optimised without losing any operating comfort or the necessary safety. The complete motor unit can be rotated through 360° in all models and adapts comfortably to your application. The reaction forces are securely accommodated by the device. The operator can easily open even jammed gate valves.

## Various drive systems for flexible applications

The gate valve wrenches are available with electric or cordless power systems. Determine for yourself about the gain in output, safety, flexibility and time when opening/closing your gate valves in your pipe network.



# SERIES LDA-S

Robust battery technology  
for gate valve wrenches

The cordless gate valve wrench battery equipment is a real highlight under the gate valve wrenches.  
Battery-operated but just as strong as a mains-based AC wrench, it provides a powerful breakaway torque of max. 900 Nm. Even with this design, the torque can be reduced during operation without reducing the speed until the best possible security is achieved for the gate valve and the operator.

Flexible maintenance work  
and pipe network maintenance

From now on, you can work with your gate valve wrench whenever you want, wherever you want and as long as you want to.  
Our gate valve wrenches work with lithium-ion technology (Li-Ion) instead of conventional nickel-cadmium batteries (Ni-Cd). By characteristic these offer 100 % more operating time per charge when compared to Ni-Cd batteries. This provides you with peak performance during the entire usage time without loss of speed or torque.



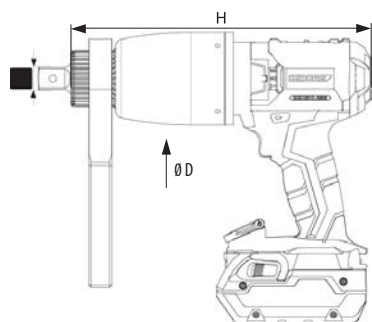
## Scope of delivery

- > Device
- > Reaction arm, straight (light alloy)
- > 3x Lithium-ion battery (90 Wh/18 V/5 Ah)
- > Charger 220-240 V; 50/60 Hz or 110-120 V; 50/60 Hz for USA
- > Tool box
- > Operating instructions

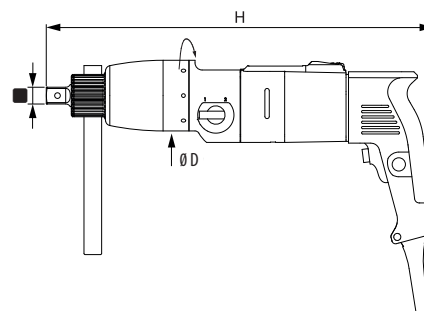
## Optional accessories

- > Telescopic slide rod
- > Hand lever extension (approx. 800 mm long)
- > Charger with 12/24V connector (specifically LDA-S)
- > Counter – bidirectional
- > Adapter 3/4" on conical square drive; 32 or 50 mm
- > Cardan joint
- > Hand wheel adapter

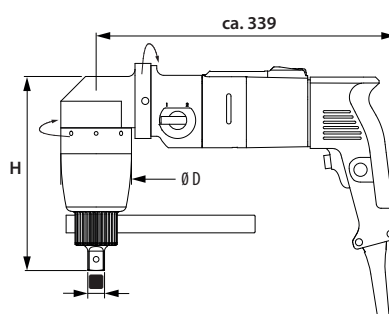




LDA-S – battery-operated



LDE-S – electric straight version



LEW-S – electric angled version

Typ	~ N·m max <sup>*1</sup>	~ lbf·ft max <sup>*1</sup>	~ U/min	■	Ø D mm	H mm	kg <sup>*2</sup>
LDA-05S	500	370	46	¾"	80	255	3.3 <sup>*3</sup>
LDA-07S	700	520	29	¾"	80	287	3.9 <sup>*3</sup>
LDA-09S	900	670	23	¾"	80	287	3.9 <sup>*3</sup>
LDE-075S	770	570	25	¾"	80	440	5.1
LDE-09S	900	670	17	¾"	80	440	5.2
LEW-09S	900	670	18	¾"	80	220	6.5

<sup>\*1</sup> Breakaway torque in 1st gear    <sup>\*2</sup> Without reaction arm  
The continuous sound pressure as per DIN 455635 is < 70 dB(A)

<sup>\*3</sup> With Battery: 740g    Other torques on request  
All rights reserved. Subject to modifications without prior notice.

Vibration is less than 2.5 m/s<sup>2</sup>



# THE SIDE POWER WRENCH

## LES/LPS SERIES

Patented switch-off electronics protected against spray water and moisture



Infinitely adjustable torque settings with electronic overload protection



Display with integrated counter and countdown function



Patented tandem gear pulley for secure transmission of large torques up to 4800 Nm



Optimised design enables space-saving positioning parallel to the tie rod




Torque values readable on the label

Braked 360° pivoting drive unit enables simple positioning on the tie rod



Various wrench widths with reduction inserts ensure universal application options

LES-09 series



LPS series (pneumatic)



Accessories: Hexagon adapter

⬡	36 mm	41 mm	46 mm	50 mm	55 mm	60 mm	65 mm	70 mm	75 mm	80 mm
55	•	•	•							
60	•	•	•	•	•					
70	•	•	•	•	•					
80	•	•	•	•	•	•	•	•		
95						•	•	•	•	•





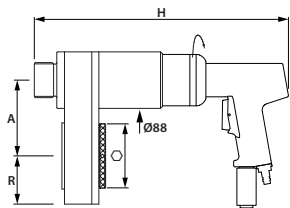
### Specially developed for working on plate heat exchangers

We have specially developed various series of side power wrenches in this sector for the safe assembly and disassembly of plate heat exchanger systems. They work fast and reliable, are weight-optimised and designed to be user-friendly. Regardless of whether your exchanger systems are equipped with or without thrust bearings, we have the appropriate system for all types to make your work as easy and comfortable as possible. Our side power wrenches are available with electric or pneumatic drives.

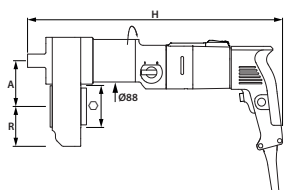
### The alternative for smaller plate heat exchangers

The LES-09 model is our entry model with a torque up to 1600 Nm. These side power wrenches are impressive because of their practical and simple operation, particularly for smaller plate heat exchanger versions. High-performance aluminium ensures lower weight and the rotating hand grip adapts individually to the requirements of the user. The enormous bolting speed that is characteristic. The set includes a hexagon adapter for the next smallest wrench width, including the holder for attaching the adapter to the basic unit.

### Technical data



LPS - pneumatic



LES - electric

Type	~ N·m max* <sup>1</sup>	~ lbf·ft max* <sup>1</sup>	~ U/min* <sup>2</sup>	⬡ mm	A/R mm	H mm	⚖ kg* <sup>3</sup>
LPS-1/60	3000	2200	7	60	112/61	396	10.0
LPS-1/80	3600	2650	5	80	118/75	396	12.0
LPS-1/95	4800	3500	4	95	135/95	396	13.0
LES-16/60	3000	2200	7	60	112/61	503	11.1
LES-16/70	3600	2650	5	70	118/75	503	11.7
LES-16/80	3600	2650	5	80	118/75	503	11.7
LES-16/95	4800	3500	4	95	135/95	503	13.6
LES-09/55	1600	1180	13	55	86/75	480	10.0
LES-09/60	1600	1180	13	60	86/75	480	9.8

\*<sup>1</sup> Series LES: Breakaway torque in 1st gear

\*<sup>2</sup> Series LES: Maximum speed in 2nd gear

\*<sup>3</sup> Without reaction arm

\*<sup>1</sup> Series LPS: Breakaway torque at 7 bar

\*<sup>2</sup> Series LPS: Maximum speed at 7 bar

Vibration is less than 2.5 m/s<sup>2</sup>

The LES-09 series is supplied with a support plate (reaction arm not required) All rights reserved. Subject to modifications without prior notice.



### Scope of delivery

- > Device
- > Reaction arm, straight (light alloy) (only LES-16/LPS)
- > 1x Hexagon adapter (only LES-09)
- > 1x Holder (only LES-09)
- > Tool box
- > Operating instructions



### Optional accessories LES/LPS

- > Reaction arm cranked with lock on function made of chrome vanadium steel (only LES-16/LPS)
- > Hose (4 m, only LPS)
- > Maintenance unit (only LPS)
- > Further hexagon adapter
- > Further holder




# THE RAILWAY TORQUE WRENCH LDB SERIES

Select the rail system directly on the large, illuminated 3.5" LCD colour display with impact-resistant macrolon screen



Optional: Documentation module TRACK



Low-wear, brushless DC drive with 16 kW maximum output

Maximum breakaway torque 1100 Nm



Supplied with individual GEDORE factory calibration certificate

Change of direction right on the handle

Robust, lockable 48 V lithium-ion battery. For approx. 1400 bolts on new W-rail system


Additional handles, variable attachment



See for yourself – take a look at our LDB-Video!

## Scope of delivery

- › Device
- › Reaction arm (light alloy) with lock on function
- › 2x Lithium-ion batteries (600 Wh/48 V/12,5 Ah)
- › Charger 100–260 V; 45–70 Hz
- › Operating instructions
- › Factory calibration certificate



## Optional accessories

- › Transport case for two devices
- › Universal impact socket IF 3/4" and special impact sockets
- › Drill adapter with various inserts
- › Rapid charger for lithium-ion battery
- › Module LB.TRACK
- › Operation set for single railway track trolley



\*Illustration similar

## A complex task

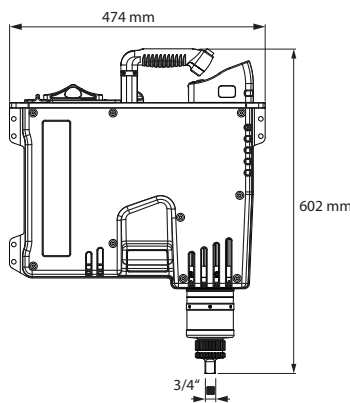
On behalf of and in close cooperation with the DB Bahnbau Group, we have found a compact and efficient answer to the complicated and sweaty track work. The universal railway torque wrench LDB-10 is battery-operated with an operating weight of less than 20 kg, which is designed for bolting applications. In addition to the possibility of bolting to insulation joints (150-1,000 Nm), all common superstructures are stored in the LDB (W-roadbed, KS-roadbed, K-roadbed).

In 2017 the LDB-10 was released as one of the first tools from the 1 % and 5 % prescribed-check (valid for Deutsche Bahn) in accordance to RIL 824.5050 Z01.

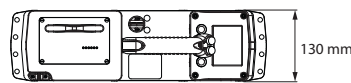
## Flexible use is the feature of a universal talent

- › The LDB-10 can be used for tightening and loosening horizontal bolts for insulated rail joints, fishplate joints, check rail bolts, track switch bolts etc. In comparison to the impact wrench, each bolt is opened.
- › It can be held perfectly balanced in the hand of the operator thanks to the ergonomic, height-adjustable handle. Two handles that can be mounted at variable heights allows the operator to adapt the device depending on the current type of work.
- › The universal railway torque wrench weighs only 17.2 kg, a fraction of conventional machines and can easily be operated and moved by one operator.

## Technical data



➤ More information about documentation modules see pages 54/55



LDB - battery operated

Type	~ Nm max*1	~ lbf-ft max*1	~ U/min	■	L mm	B mm	H mm	⚖️ kg *3
LDB-10	150-1100	110-810	160	3/4"	474	130	602	17.2

\*1 Breakaway torque    \*2 Without reaction arm, without impact socket, with battery.    All rights reserved. Subject to modifications without prior notice.



Type	C <sub>N</sub>	U	L mm	B mm	H mm	⚖️ kg
Lithium-ion battery	10 Ah	48 V DC	178	130	337	4.6



Type	Input voltage	Output voltage	P	L mm	B mm	H mm	⚖️ kg	Charging time
Charger with mains cable	100-260 V / 45-70 HzWh	48 V DC / 1.6 A	100 W	218	121	55	1.35	approx.. 4.6 h



IEC C14 connector, Protective insulation Protection class I (DIN EN 61140)

- › Alongside bolting, the LDB-10 can also be used to drill sleepers using a suitable drilling adapter.
- › Environmentally-friendly battery operation ensures zero-emission working. Advantage: Can be used in tunnels. This tool can be operated during the night as its noise levels are considerably lower than with other drives.
- › The torque no longer has to be set on the LDB-10. The operator simply has to select the type of rail system from a pre-configured menu. The corresponding torques and bolting speeds have been pre-entered at the factory. The correct setting can be made quickly. And above all: Damages on the sleepers and bolts can be easily avoided.
- › The LDB-10 can also be equipped with a universal impact socket. With this socket, both clip bolts (hexagon 39 mm) and sleeper bolts (square 21/28) and even fishplate bolts (hexagon 41 mm) can be torqued. W-, KS-, K-rail and track switches can be torqued without that tools has to be changed.
- › The quality of each single bolt connection must be verified in line with increasing demands on safety and quality. The LDB-10 has been designed with this in mind and stores the type of rail track system, the time of bolting, the torque and the correct tightening. The memory saves up to 50 000 bolting operations and can be conveniently read out on the PC (documentation optional).
- › As one of the first tools the LDB-10 was released from the 1 % and 5 % prescribed-check (valid for Deutsche Bahn). User companies thus save resources and costs to a considerable extent.



# THE HEAVY DUTY TORQUE WRENCH LHD SERIES

Inductive interface for data transmission

Visual and acoustic zero-defect strategy

Clear and intuitive handling directly on the machine with the help of a LCD-display and only three operating elements

Removable, magnetic, illuminated 3.5" LCD colour display with impact-resistant macrolon screen display for adaptable and exact work in all situations

Operation directly on the handle (right-/left-handed rotation)

For the fixing on metallic surfaces

Brushless Technology for a longer tool life of the torque wrench

Adjustable handles for light work and ideal strength distribution in every situation

Connection to the Powerbox

Supplied with individual GEDORE factory calibration certificate



## Scope of delivery

- > Device
- > Reaction arm cranked with lock on function made of chrome vanadium steel
- > Powerbox 180–264 V AC / 47–63 Hz
- > Tool trolley
- > Operating instructions
- > Factory calibration certificate



## Optional accessories

- > Module LD.TRACK, LD.QS



## The new heavy duty screwdriver up to 7500 Nm

The new torque wrench, combining power and speed: more than twice as fast as other suppliers - for a faster insertion bolt by bolt.  
Reliable operation in all weathers.

The built-in, low-maintenance brushless technology (brushless, low-wear DC drive) ensures a longer tool life.

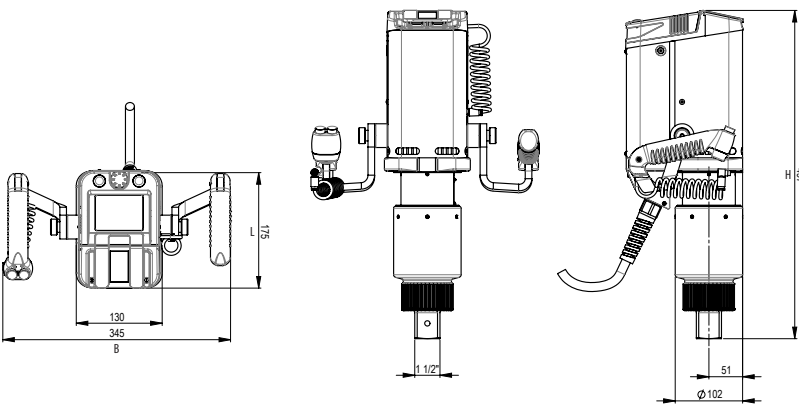
## Bolting software for data logging and quality assurance archiving

The logging of more than 10,000 bolted connections is possible with the optional available module TRACK. With the optional QS module, any number of bolted connections can be defined and stored. This greatly simplifies work on the construction site and reduces the time required.

## Powerbox + accessory case for cable

Due to strong voltage fluctuations it is difficult to use electrically torque wrenches with the required accuracy. With the LHD heavy duty torque wrench, this is avoided by a voltage conversion using our power box - this way the device is always provided with the necessary voltage for proper function.

## Technical Data



Type	~N-m min/ max	~ lbf-ft min/ max	~ U/min	■	Ø D mm	L mm	B mm	H mm	kg
LHD-75	800 - 7500	590 - 5530	10,3	1 1/2"	102	175	345	497	14.6

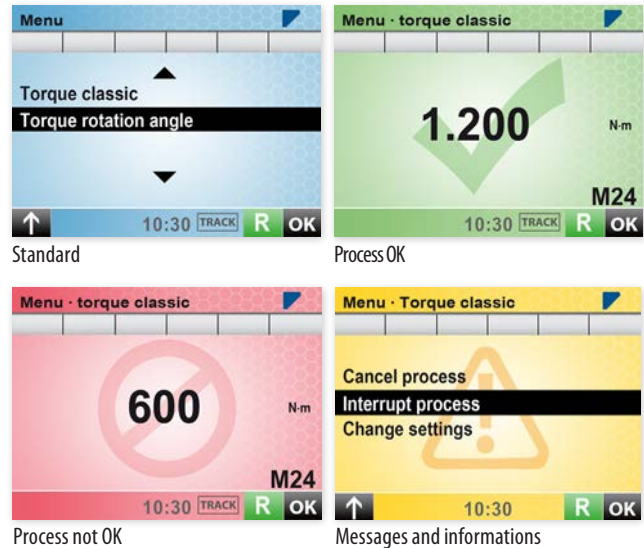
Protection: IP54 Further torque ranges on request.

Type	Input voltage	Output voltage	P	L mm	B mm	H mm	kg
Powerbox	180–264 V AC / 47–63 Hz	48 V DC	3.000 W	380	445	160	9.4

Protection: IP33 Protection class II

## Proven system process with digital colour display

For maximum precision, the LHD offers an visual and acoustic zero-defect strategy: a sunlight-readable, digital colour display displays the entire workflow visually; in addition, an acoustic signal sounds as soon as the set value is reached.  
(Further information on page 16)



More information about documentation modules see pages 54/55





---

# COMPANY AND SERVICES



# YOUR SPECIALIST IN HIGH LEVEL TORQUE BOLTING TECHNOLOGY



## From pioneer to high-tech centre

For more than 45 years, we have represented quality and innovation in all areas of bolting technology.

A range manufactured on almost 100 %, state-of-the-art machining centres ensures the outstanding quality and precision of our torque wrenches.

The difference is simply in the detail. Our machines are Made in Germany.

## We develop the torque wrenches for your future

Our specialists develop your torque wrenches with state-of-the-art construction and analysis methods (CAD/CAM/FEM). If a suitable solution is not available in our product range, we can design a specifically customised solution for you. Your applications are our challenge.




## Precision testing before shipping

In our own calibration laboratories, all dynamic devices are precisely measured and configured before they are sent to you. The torque deviation is usually significantly under 3% for identical bolting operations.

The individual factory calibration certificate is the confirmation that is required by every QM system as per DIN EN ISO 9001:2008.



## CONSULTATION AND TRAINING BY SPECIALISTS



Always the right solution for you

Our experts can advise you on site and analyse your application with you in order to offer the appropriate system. Our extensive range of products, offers you the professional solution required.

### In-house training


Customer safety instructions and training courses are available at our in-house training centre. Every participant is subsequently issued with a certificate as verification of training.



# SPECIAL REACTION ARM VERSIONS

The reaction arm of a high-torque wrench is one of the most important components on the device. It absorbs all reaction forces produced during bolting operations. It therefore has to be stable. In addition, reaction arms require a place in their surroundings where they can support themselves. Therefore, they not only need to be stable, but also suitable for a variety of environments.


As bolts can be located anywhere, it is possible that the standard reaction arm does not always fit and only a custom design will correctly absorb the reaction force. We specialise in the design of custom reaction arms. Custom reaction arms can be built and force effects simulated (FEM) in our own development department in Vaihingen/Enz.



## Special reaction arms



# THE FACTORY CALIBRATION CERTIFICATE



WERKZEUGE FÜR'S LEBEN

GEDORE Torque Solutions GmbH  
Bertha-Benz-Straße 12  
71665 Vaihingen/ Enz  
GERMANY  
www.gedore-torque-solutions.com

**1** Secure DataMatrix Code

**Factory CALIBRATION CERTIFICATE**  
for Battery torque wrench

Date	10.03.2018	Manufacturer:	LOSOMAT	Bolting Adapter:
Type	LDA-22	Inspector	Max Mustermann	M20x90: II 1-3
Serial No	DA09.00107	Temperature	23,7 °C	M24x120: I 1, II 4-7
Inventory No		min. torque:	250 Nm	M30x130: I 2-4
Model Year	2018	max. torque:	2180 Nm	M36x130: I 5-7
		Tolerance	5 %	

**2** Individual factory calibration certificate for every planetary gear torque wrench with individual serial number for clear identification

MEASURED VALUES 1. Gear [Nm]										EVALUATION					
Set.	1	2	3	4	5	6	7	8	9	10	Ave.	% Dev.	95% Value	100% Value	Sensor
1	860	857	854	853	860						857	0,38	814	900	
2	1407	1362	1383	1359	1392						1381	1,47	1312	1450	
3	1824	1837	1849	1835	1784						1826	1,37	1735	1917	
4	2149	2213	2208	2224	2177						2194	1,40	2084	2304	
5	2500	2490	2500	2478	2509						2495	0,47	2371	2620	
6	2777	2852	2812	2827	2823						2818	0,97	2677	2959	
7	3207	3237	3166	3210	3182						3200	0,86	3040	3360	

**3** Transparency and safety results from deviation data taking the efficiency into consideration

MEASURED VALUES 2. Gear [Nm]										EVALUATION					
St.	1	2	3	4	5	6	7	8	9	10	Mittel	% Abw.	95% Wert	100% Wert	Sensor
1	346	343	352	342	345						346	1,11	329	363	
2	533	524	532	544	532						533	1,34	506	560	
3	621	636	618	619	636						626	1,44	595	657	
4	771	788	798	787	786						786	1,23	747	825	
5	865	873	884	877	886						877	0,97	833	921	
6	988	981	997	988	1018						994	1,44	945	1044	
7	1108	1104	1089	1089	1122						1102	1,26	1047	1158	

**4** Various languages available on request

**5** Three to five complete measurement series per torque level depending on the device type

**6** The torque values are duplicated on the tool label:

1. GANG 1. GEAR  
1. VITESSE

1	857	Nm
2	1381	Nm
3	1826	Nm
4	2194	Nm
5	2495	Nm
6	2818	Nm
7	3200	Nm

**GEDORE**  
Ser.-Nr. DA09.00107  
GEDORE Torque Solutions GmbH  
Bertha-Benz-Str. 12, 71665 Vaihingen/Enz  
T +49 70 42 / 94 41 0  
Made in Germany

2. GANG 2. GEAR  
2. VITESSE

1	346	Nm
2	533	Nm
3	626	Nm
4	786	Nm
5	877	Nm
6	994	Nm
7	1102	Nm

**GEDORE**  
Mj. 2018 Pmax. 560W  
TYP LDA-22 C€  
www.gedore-torque-solutions.com  
Made in Germany

**6** The torque values are duplicated on the tool label:

**Sensor data sheet (in order to their appearance):**  
1: Torque Sensor, Lorenz Messtechnik D-2271, SN: 102552, 15000 Nm  
2: Torque Sensor, Lorenz Messtechnik D-2268, SN: 104305, 2000 Nm  
All measured values in this document are executed with a regular proofed calibration equipment.  
So that the lead back to ISO 9000 ff are guaranteed.

LPU: 201101171

Individual factory calibration certificate for all planetary gear torque wrenches in the series:  
LDA/LAW, LDE/LEW, LPK/LPK-X, LKV, LDB and LHD  
Tested on standard or original bolts.


We recommend annual tool calibration of the devices, a new factory calibration certificate can be issued following this inspection if required.



# OUR SUCCESS STORY

**1972**

Peter Neef founded a commercial agency for bolt technology.



**1985**

**LÖSOMAT** develops a square drive wrench with patented ratchet system.



**2005**

**LÖSOMAT** develops and patents the world's first automatic control system for hydraulic power units without any sensors in the hydraulic wrench.



**1981**

The first self-releasing counter wrench in the world, designed to counter-hold difficult bolt connections, was introduced to the market and patented.



**1992**

Move to new and larger administration and production facilities in Vaihingen/Enz.

1970

1975

1980

1985

1990

1995



**1988**

Trailblazing development and market introduction of the precision torque **LÖSOMAT** torque electric torque wrench, which achieved 13 000 Nm for the first time. Development of the **LÖSOMAT** pneumatic torque wrench up to 13 000 Nm with pressure and torque monitoring.

**1991**

New introduction of the **LÖSOMAT** electric torque wrench with an angled design for confined spaces.

**1996**

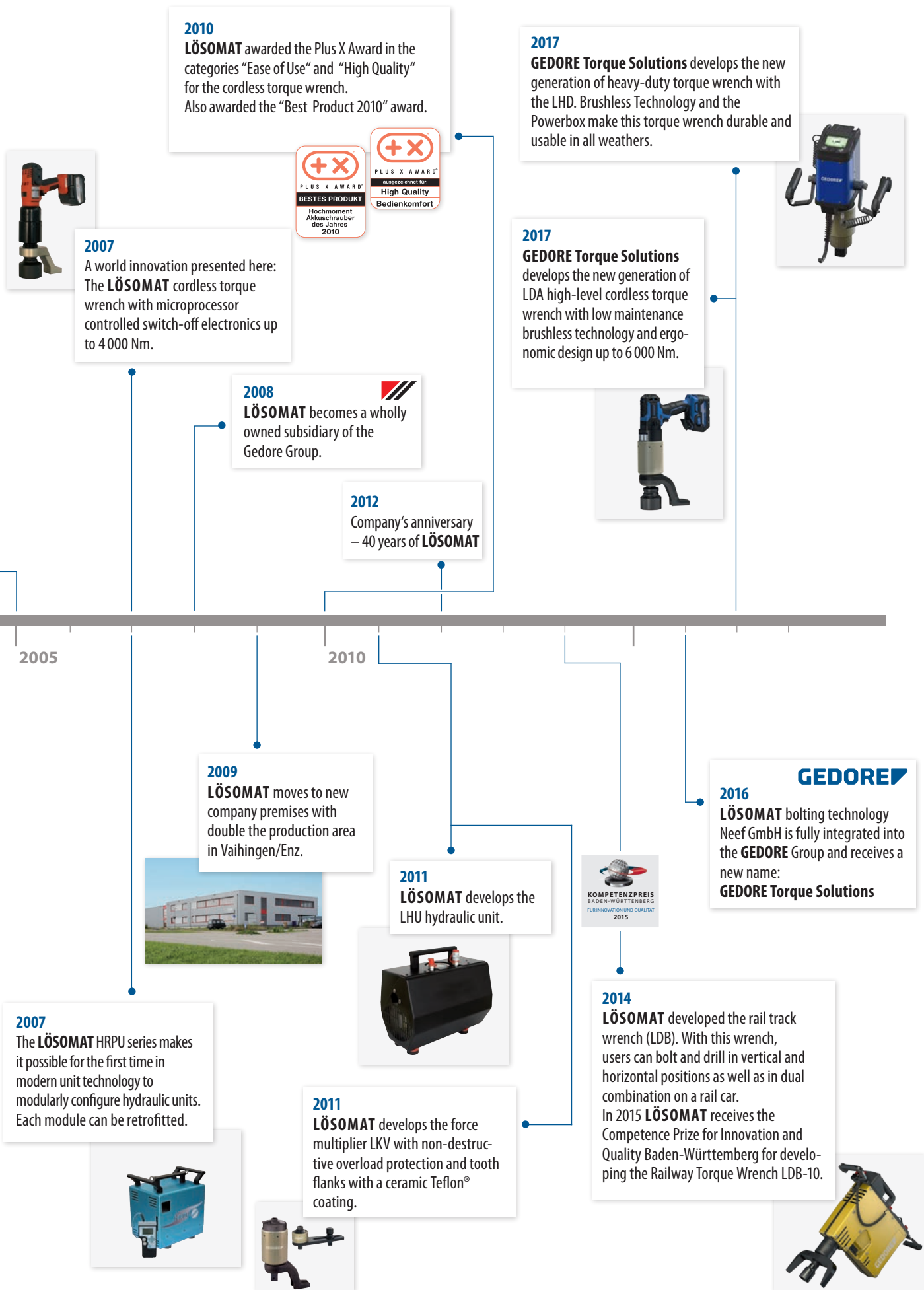
The **LÖSOMAT** hydraulic torque wrench sets new yardsticks with regards to size and weight up to 27 000 Nm.

**1990**

The **LÖSOMAT** side power wrench sets new yardsticks with a patented tandem gear train.







# A SELECTION OF OUR CUSTOMERS AND THEIR PRODUCTS

## Donges SteelTec GmbH



Donges SteelTec GmbH is a member of the Mutares Group and is one of Germany's leading steel construction companies with approximately 200 highly qualified employees. The Darmstadt-based company operates nationally and internationally. The focus is on steel bridge construction and steel building construction. (Source: Donges SteelTec GmbH)



LDA



LDH



LHU

## Putzmeister Holding GmbH



Putzmeister develops, produces, sells and serves its customers worldwide with technically high-quality and service-oriented machines in the areas of concrete delivery, truck-mounted concrete pumps, stationary concrete pumps, placing booms and accessories, plant engineering, pipe conveying of industrial viscous materials, concrete paving and overburden conveying in tunnels and underground, robot and handling technology, mortar machines, plastering machines, screed conveying, injection and special applications. (Source: Putzmeister Holding GmbH)



LDA



LPK



LDE



LKV



LDH



LHU

## thyssenkrupp Industrial Solutions AG



ThyssenKrupp Fördertechnik is one of the world's leading suppliers of machines, plants and systems for the extraction, processing and handling of raw materials. In open-cast mining and quarries, in port terminals, coal-fired power stations and in storage areas, ThyssenKrupp Fördertechnik systems are in use worldwide and continue to set new standards. (Source: thyssenkrupp Industrial Solutions AG)



LDA



LPK



LDE



LEW



LDH



LHU

## API Schmidt-Bretten GmbH & Co. KG



API Schmidt-Bretten is a worldwide recognized manufacturer of gasketed and welded plate heat exchangers and systems for the thermal treatment of pumpable media in all major markets. (Source: API Schmidt-Bretten GmbH & Co. KG)



LES



LPS



# GEDORE TORQUE SOLUTIONS GMBH WORLDWIDE



Germany  
GEDORE Torque Solutions GmbH

Bertha-Benz-Straße 12  
71665 Vaihingen/Enz

Tel.: +49(0) 7042 / 9441-0  
Fax: +49(0) 7042 / 9441-41  
torque-solutions@gedore.com  
www.torque-solutions-gedore.com

## Europe



Austria  
GEDORE Austria GmbH

GEDORE-Straße 1  
8190 Birkfeld / Stmk.

verkauf@gedore.at  
www.gedore.at



Belgium  
SAB-BNL nv

Vriesenrot 22  
Industrieterrein Hoogveld Zone B  
9200 Dendermonde

info@sab-bnl.be  
www.sab-bnl.be



Czech Republic  
GEDORE Polska Sp. z o.o.

ul. Żwirki i Wigury 56a  
43-190 Mikołów · Poland

gedore@gedore.pl  
www.gedore.pl



Denmark  
EP Tools A/S

Industrivej Nord 9B, Birk  
7400 Herning

info@eptools.dk  
www.eptools.dk



Finland  
Raahen Pultti Oy

Varikkotie 2  
92100 Raahе

merja@pultti.net  
www.pultti.net



France  
GEDORE France SARL

Parc d'activités des Béthunes - La Mare II  
10, avenue di Fief - Bât. 12  
BP 79144 Saint-Ouen-l'Aumône  
F-95074 CERGY PONTOISE CEDEX

info@gedore.fr  
www.gedore.fr  
www.klann.fr



Greece  
C. Canetti & Co.

269 Messogion Ave  
152 31 Halandri

sales@kanetis.gr  
www.canetti.gr



Hungary  
Gero Tools S.R.L.  
EZ-Tools Hungary Kft.

Tavaszi utca 2.  
2142 Nagytarcsa

info@ez-tools.hu  
www.ez-tools.hu



Netherlands  
GEDORE Technag B.V.

Flemingweg 7  
2408 AV Alphen aan den Rijn

technag@gedore.nl  
www.gedore.nl



Norway  
Tech-Tools AS

Vardelia 17  
2021 Skedsmokorset

post@techtools.no  
www.techtools.no



Poland  
GEDORE Polska Sp. z o.o.

ul. Żwirki i Wigury 56a  
43-190 Mikołów · Poland

gedore@gedore.pl  
www.gedore.pl



Romania  
S.C. Gero Tools S.R.L.

Comuna Selimbar  
str. Mihai Viteazu nr. 245A  
557260 Selimbar, jud. Sibiu

sorin.minduc@gerotools.ro  
www.gerotools.ro



Slovakia  
GEDORE Polska Sp. z o.o.

ul. Żwirki i Wigury 56a  
43-190 Mikołów · Poland

gedore@gedore.pl  
www.gedore.pl



Spain  
GEDORE Ibérica, S.L.

c/Arangutxi 12 · Pol. Ind. Júndiz  
01015 Vitoria - Alava

gedore@gedore.es  
www.gedore.es



Sweden  
Hydro Pascal AB

Flamtegelvägen 53  
23839 Oxie

info@hydropascal.com  
www.hydropascal.com




Switzerland  
Atico AG

Dammstraße 7  
8112 Otelfingen

info@atico.ch  
www.atico.ch



	United Kingdom GEDORE Torque Ltd.	Tannery Lane, Gosden Common Bramley, Guildford, Surrey, GU5 0AJ	salesandrepairs@gedore-torque.com www.gedore-torque.com
	Ukraine GEDORE Polska Sp. z o.o.	ul. Żwirki i Wigury 56a 43-190 Mikołów · Poland	gedore@gedore.pl www.gedore.pl
<b>Worldwide</b>			
	Australia J & B Sales Pty Ltd	3A The Crossway Campbellfield - Melbourne 3061 Victoria	sales@jbtooltech.com.au
	Brazil Ferramentas GEDORE do Brasil S.A.	Rua Vicentina Maria Fidelis, 275 Sao Leopoldo-RS CEP 93025-340	sales@gedoretools.com www.gedore.com.br
	Chile Comercializadora Servi All Ltda.	Los Topacios No. 573 La Chimba - 124000 Antofagasta	ventas@serviall.cl www.serviall.cl
	China GEDORE Tool Trading (Shanghai) Co. Ltd.	1/f., Block 2, 1358 Pingan Road, Minhang Shanghai, China 201109	info@gedore.cn www.gedore.cn
	Dubai GEDORE TOOLS MIDDLE EAST FZE	P.O. Box 372042 West Wings 3 Office # 209 Dubai Airport Free Zone	T +971 423 646 04
	India GEDORE India Private Ltd.	148, Sector 3, IMT Manesar - 122051 Gurgaon, Haryana	info@gedore.in www.gedoreindia.com
	Russia GEDORE Tool Center OOO	ul. 4-ya Magistralnaja 11/1 123007 Moscow	sales@gedoretools.ru
	South Africa / Africa GEDORE Tools S. A. (PTY) Ltd.	103 Qashana Khuzwayo (Shepstone) Road New Germany 3620	general@gedoresa.co.za www.gedore.com.br
	South Korea Enertec Korea	#255,533 Beongil, Gonghang-ro Gangseo-Gu, 46714 Busan, Korea	enertec@enertekorea.co.kr www.enertekorea.co.kr
	Taiwan DEAMARK Ltd.	No. 6, Lane 5, Lin Sen N. Rd. 100 R.O.C Taipei	tomlee@deamark.com.tw www.deamark.com.tw
	USA GEDORE TOOLS, INC.	7187 Bryhawke Circle, Suite 700 North Charleston, SC 29418-3344	info@gedoretool.com www.gedoretools.com



# CAPTIONS



Company, Services, More



Cordless Torque Wrench



Electric Torque Wrench



Pneumatic Torque Wrench



Hydraulic Solutions



Manual Solutions



Bolting Software



Torque Testing Bench Technology



Special Solutions



Weight



Square drive (internal)



Square drive (external)



Hexagonal socket drive (internal)



Input torque



Output torque



Transmission ratio



GEDORE Torque Solutions GmbH  
Bertha-Benz-Straße 12  
71665 Vaihingen/Enz · GERMANY

T +49 (0) 7042 - 9441 - 0  
F +49 (0) 7042 - 9441 - 41  
torque-solutions@gedore.com  
www.gedore-torque-solutions.com

**Brands of the GEDORE Group**  
gedore.com · oxsenkopf.com